

SINGAPORE CHINESE GIRLS' SCHOOL
PRIMARY 5 SCIENCE
2024 Term 2 Weighted Assessment

Term 2 WA

Name: _____ () Date: _____

Class: Primary 5 SY/C/G/SE/P

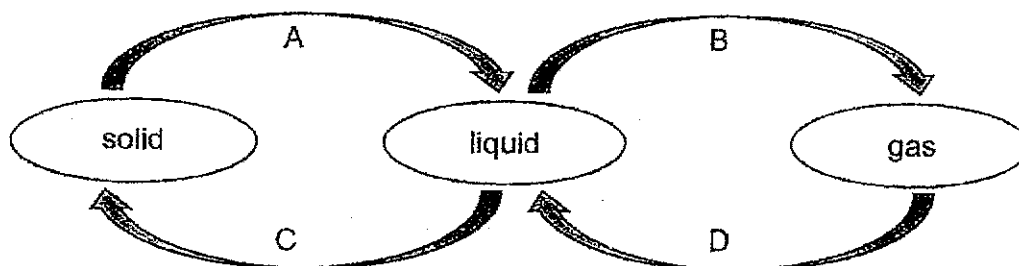
	Marks Attained	Maximum Marks	
Section A		16	Parent's signature
Section B		14	
Total		30	

Section A (16 marks)

For each question from 1 to 8, four options are given. One of them is the correct answer.

Choose the correct answer and write its number in the Answer Sheet on Page 7.

1 The diagram below represents the changes of state of water.



Which processes, A, B, C and D, occur in the water cycle?

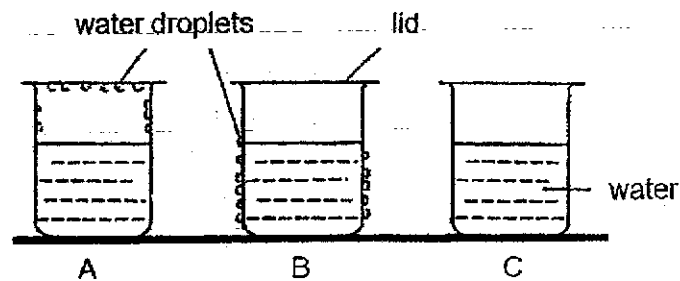
- (1) A and C
- (2) B and D
- (3) A, B and D
- (4) B, C and D

2 Which of the following are ways of conserving water?

- A Wash dishes under a running tap.
- B Use water that was used for rinsing clothes to wash the toilet.
- C Use water that was used for washing vegetables to water plants.
- D Use a piece of cloth and a pail of water to wash a car.

- (1) A and C only
- (2) B and D only
- (3) A, B and C only
- (4) B, C and D only

3 Three beakers of water at different temperatures were placed in a room at 28°C. The diagram below shows the observations after ten minutes.



Which of the following shows the correct temperature of the water in beakers A, B and C?

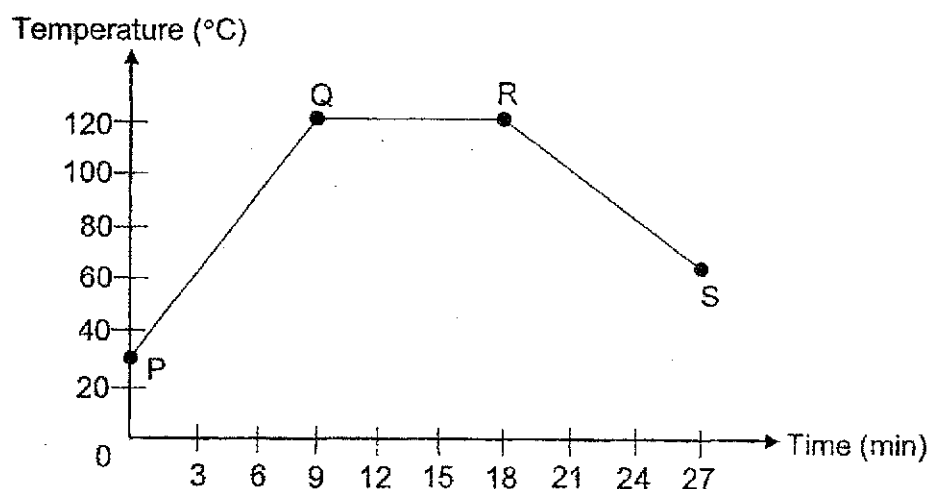
	Beaker A	Beaker B	Beaker C
(1)	80°C	10°C	28°C
(2)	80°C	28°C	10°C
(3)	10°C	80°C	28°C
(4)	28°C	10°C	80°C

- 4 Substance X is a solid at 25°C and a liquid at 190°C.

Which of the following is the possible melting and boiling point of X?

	Melting point of X (°C)	Boiling point of X (°C)
(1)	20	100
(2)	20	300
(3)	30	300
(4)	30	100

- 5 Clarisse heated some liquid in a beaker until it boiled. She continued to allow the liquid to boil for some time before it was left on a table to cool down. She plotted the graph using the results obtained from the experiment.




Which of the following statements is correct?

- (1) There is no heat gain at QR.
- (2) The liquid lost heat at RS.
- (3) The melting point of the liquid is 30°C.
- (4) A change of state of the liquid occurs only at PQ and RS.

- 6 James placed three identical towels containing the same amount of water in the balcony to dry. Each towel was folded such that their exposed surface area was different.

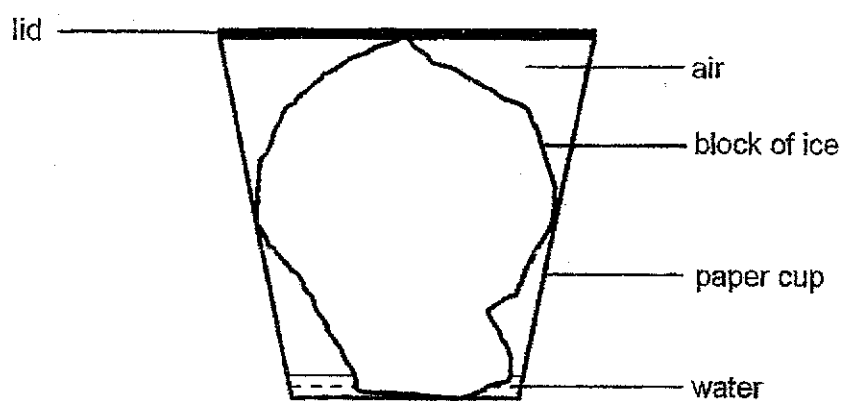
After two hours, each towel was weighed. James then recorded his results and plotted them to obtain the following graph.



Which one of the following pairs of labels is most suitable for P and Q in the graph?

	P	Q
(1)	Time taken	Exposed surface area of towel
(2)	Mass of towel	Time taken
(3)	Exposed surface area of towel	Mass of towel
(4)	Mass of towel	Exposed surface area of towel

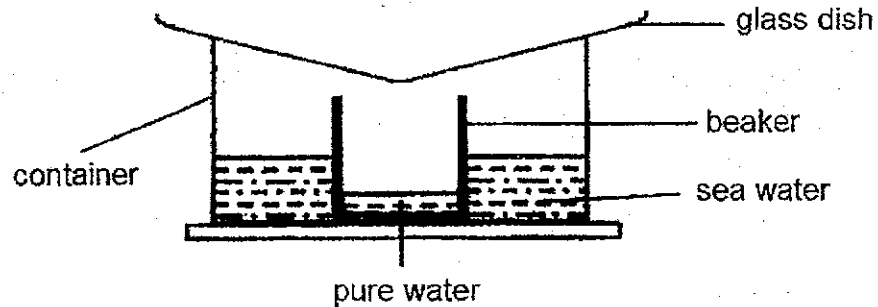
7. A small block of ice was placed in a paper cup, covered with a lid and left in a room.



What will happen to the temperature of the air in the paper cup and the melting ice after two minutes?

	Temperature of air in the cup	Temperature of melting ice
(1)	increases	increases
(2)	increases	remains the same
(3)	decreases	remains the same
(4)	decreases	increases

- 8 John used the set-up shown below to obtain pure water from sea water. After an hour, 50 ml of pure water was collected in the beaker.



Which of the following methods would allow more water to be collected in an hour?

- A Heat up the sea water
 - B Warm up the glass dish
 - C Use a narrower beaker.
 - D Pour more sea water into the container
- (1) A and C only
(2) B and D only
(3) A, B and D only
(4) B, C and D only

SINGAPORE CHINESE GIRLS' SCHOOL
PRIMARY 5 SCIENCE
2024 Term 2 Weighted Assessment

Term 2 WA

Name: _____ ()

Date: _____

Class: Primary 5 SY/C/G/SE/P

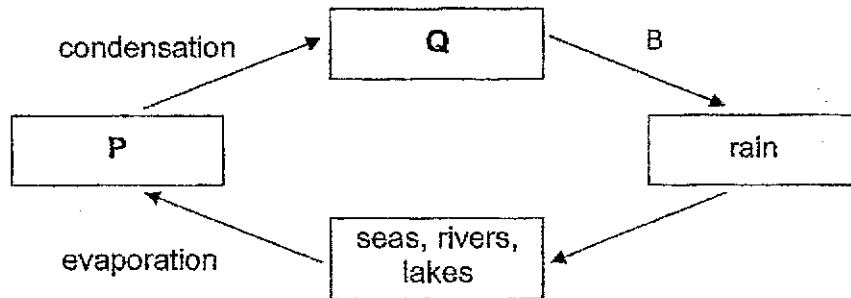
Answer Sheet for Section A (16 marks)

- | | |
|--------|--------|
| 1. () | 5. () |
| 2. () | 6. () |
| 3. () | 7. () |
| 4. () | 8. () |

Section B (14 marks)

For Questions 9 to 12, write your answers in the space provided.

9 The diagram below shows the water cycle.



(a) Identify P and Q in the water cycle. [1]

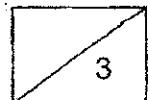
P: _____

Q: _____

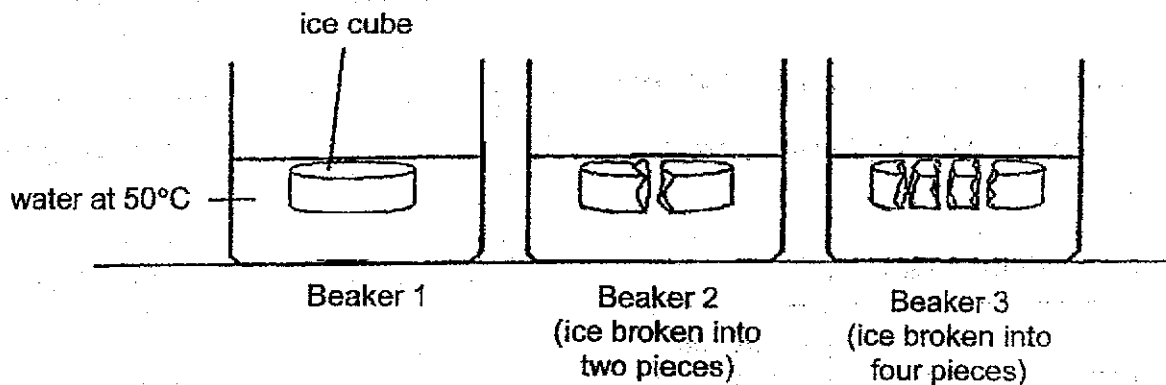
(b) State a similarity and difference between evaporation and boiling. [2]

Similarity: _____

Difference: _____



- 10 Rachel carried out an experiment as shown below. She placed identical ice cubes and the same amount of water in each beaker.



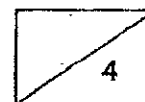
She recorded the time taken for the ice cubes to melt completely in the table below.

	Time taken (s)			
	1st reading	2nd reading	3rd reading	Average
Beaker 1	80	85	84	83
Beaker 2	53	56	53	54
Beaker 3	31	33	29	31

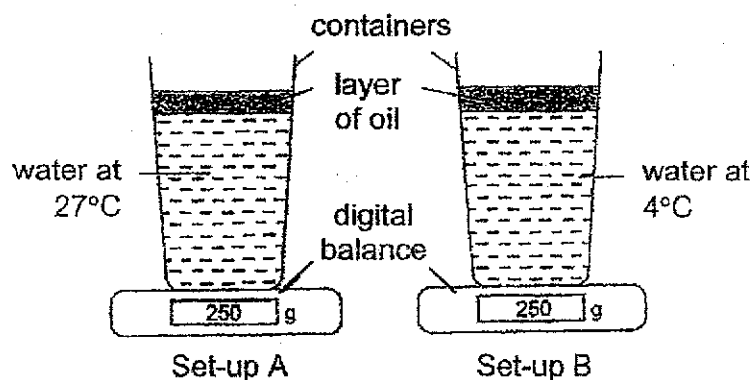
- (a) State what melting means. [1]

- (b) Why did Rachel take more than one reading? [1]

- (c) Explain why the ice in Beaker 3 took the shortest time to melt completely. [2]



- 11 Alex prepared two set-ups, A and B, with the same amount of water but at different temperatures. He placed both set-ups in a room at 27°C.

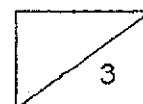


After five minutes, the readings for the two set-ups are shown in the table below.

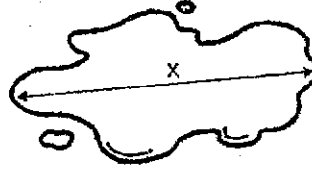
Set-up	Reading of digital balance (g)	
	Start of experiment	End of experiment
A	250	250
B	250	254

- (a) Explain why the reading of the digital balance in Set-up B increased. [2]

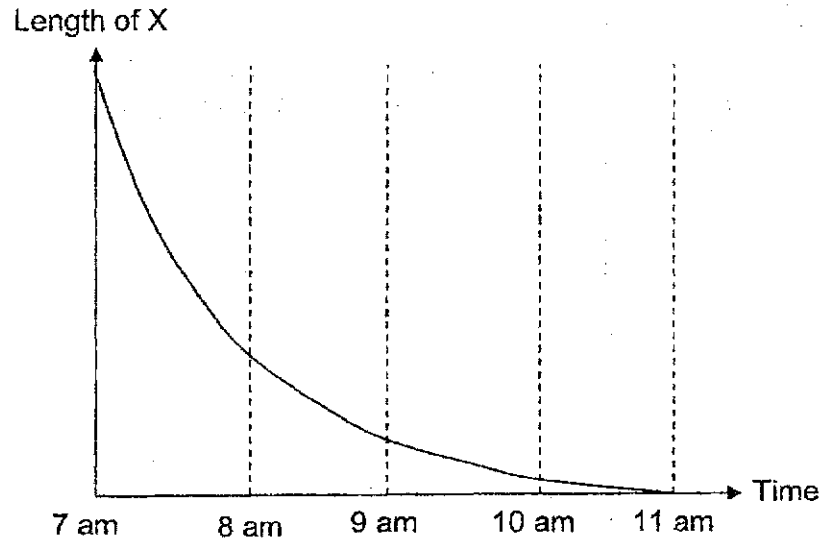
- (b) State the purpose of the layer of oil in the container. [1]



- 12 Andy poured some water on a flat plastic board and covered the board with a transparent cover. He left the board in the garden and measured the size of the puddle of water to see how length X changed over a period of time on a hot day.



He then drew a graph to show how the length of the puddle changed over a period of four hours.

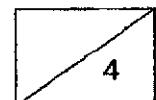


- (a) From the graph above, it was observed that the length of X decreased the fastest from 7 am to 8 am as compared to the rest of the time intervals. Give a suitable explanation for Andy's observations. [2]

- (b) Draw another curve **on the graph above** to show how the length of the puddle of water would have changed during the same period on a **cold** day. [1]

- (c) What can Andy do to reduce the length of the puddle of water more quickly on a cold day? [1]

End of Paper



EXAM PAPER 2024

LEVEL : PRIMARY 5
 SCHOOL : SINGAPORE CHINESE GIRLS' SCHOOL
 SUBJECT : SCIENCE
 TERM : WEIGHTED ASSESSMENT 2

Q1	Q2	Q3	Q4	Q5	Q6	Q7	Q8
2	4	1	3	2	4	3	1

Q9. a) P : water vapour

Q : clouds

b) Similarity : Both involve heat gain.

Difference : Boiling happens at a fixed temperature while evaporation happens at any temperature.

Q10. a) It is the process where a solid changes to a liquid state.

b) To ensure that the results obtained is reliable and to prevent human error.

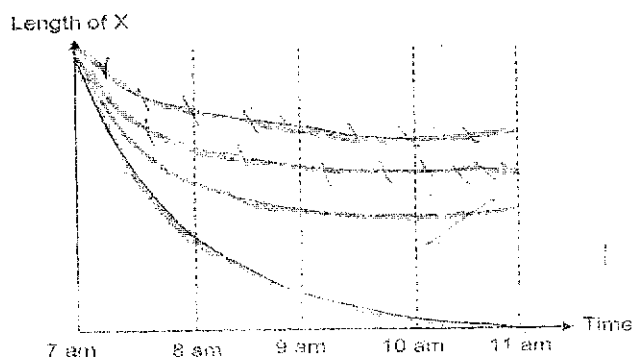
c) The ice has the largest exposed surface area, which allows it to gain heat at a faster rate to melt faster.

Q11. a) The warmer water vapour from the surrounding air came into contact with the cooler outer surface of beaker B. The water vapour loses heat and condenses into small water droplets on surface of beaker B, which added more mass to the set-up.

b) To prevent the water from evaporating.

Q12. a) From 7 to 8 am, the surface area of the puddle is the largest, so it can gain more heat and evaporate at a faster rate.

b)



c) Place a fan near the puddle to increase the rate of evaporation,

