

NANYANG PRIMARY SCHOOL

PRIMARY 6 SCIENCE

SEMESTRAL ASSESSMENT 1
2004

BOOKLET A

Date : 7 May 2004

Duration : 1 h 45 min

Name : _____ ()

Class: Primary 6 ()

Marks Scored:

Booklet A: 60

Booklet B : 40

Total : 100

Parent's signature:

DO NOT OPEN THIS BOOKLET UNTIL YOU ARE TOLD TO DO SO.
FOLLOW ALL INSTRUCTIONS CAREFULLY.

Booklet A consists of 22 printed pages including this cover page.

Section A (30 x 2 marks = 60 marks)

For each question from 1 to 30, four options are given. One of them is the correct answer. Make your choice (1, 2, 3 or 4). Shade the correct oval (1, 2, 3 or 4) on the Optical Answer Sheet provided.

1. One of the following activities which Ali carried out made use of all his senses of touch, smell, sight, taste and hearing. Which one of the following is the activity?

- (1) Playing computer games
- (2) Eating grilled food on a hotplate
- (3) Eating a strawberry-flavoured jelly
- (4) Reading a book while listening to music

2. Electrical energy can be converted into _____ energy.

- A sound
- B light
- C heat
- D kinetic
- E solar

- (1) B and C only
- (2) A, B and C only
- (3) A, B, C and D only
- (4) A, B, C, D and E

3. Which one of the following statements about friction is not true?

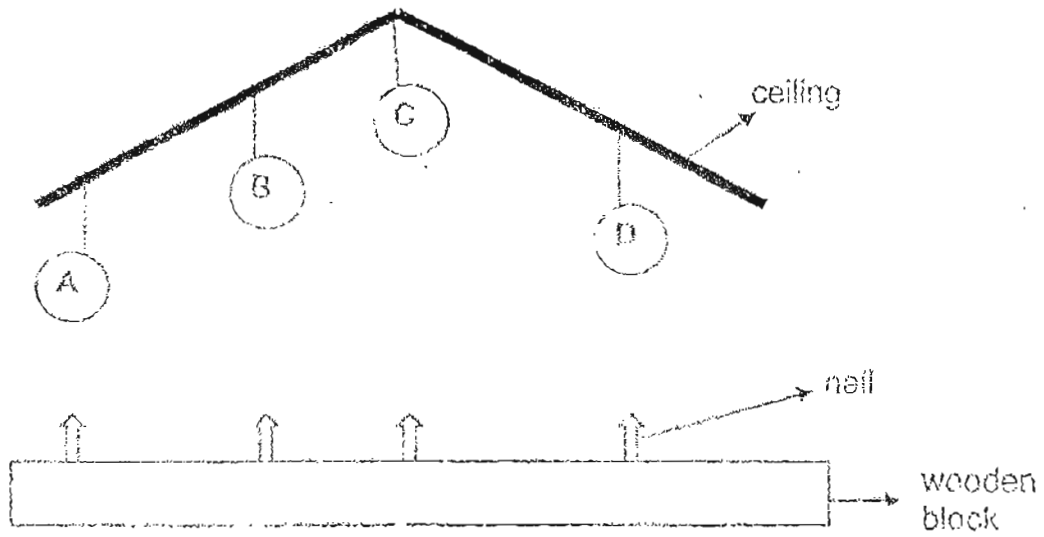
- (1) It exists between two surfaces in contact.
- (2) It can change the direction of a moving object.
- (3) It depends on the texture of the surfaces in contact.
- (4) It is present when an object moves through air or water.

4. Which of the following possess potential energy?

- ~~A~~ A fully charged car battery
- ~~B~~ A bowling ball rolling on the lane
- C A flower vase falling from a shelf
- ~~D~~ A wound-up musical box playing music
- ~~E~~ A revolving fan

- ~~(1)~~ A, B and D only
- ~~(2)~~ A, C and D only
- ~~(3)~~ A, B, C and D only
- ~~(4)~~ A, B, C, D and E

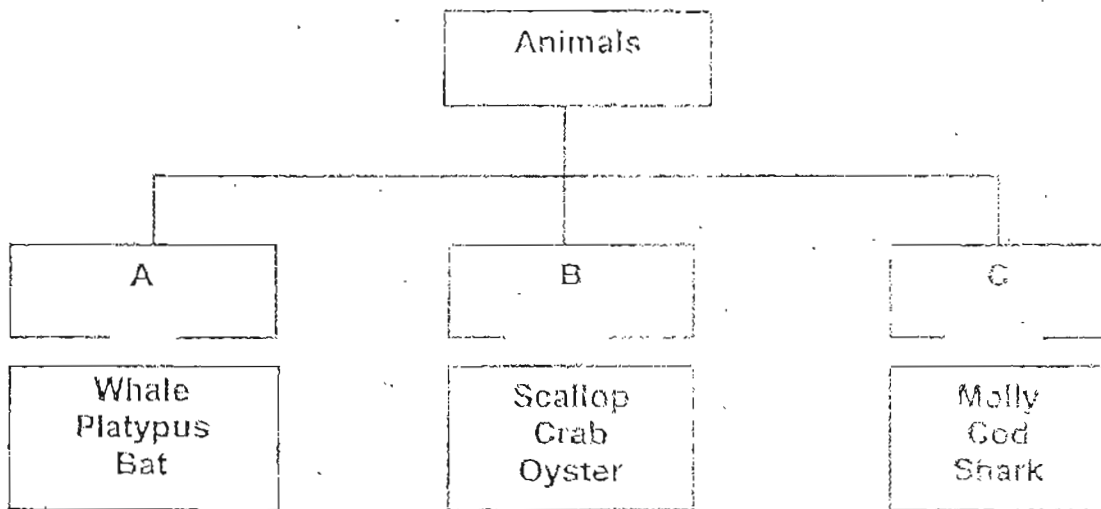
5. In the diagram below, four identical weights, A, B, C and D, were suspended from the ceiling above four identical nails driven 1 cm into the wooden block.



Which one of the weights would cause the nails below to move the furthest into the wooden block when the four weights were released at the same time?

- (1) A
- (2) B
- (3) C
- (4) D

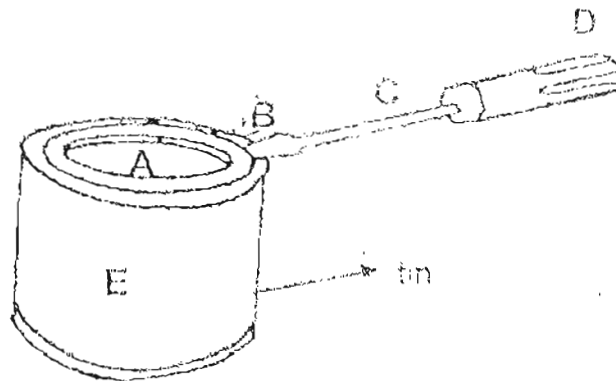
6. Study the animal classification chart as shown below carefully.



How are the above animals classified?

- (1) according to their habitats
- (2) according to their movement
- (3) according to their outer coverings
- (4) according to how they reproduce.

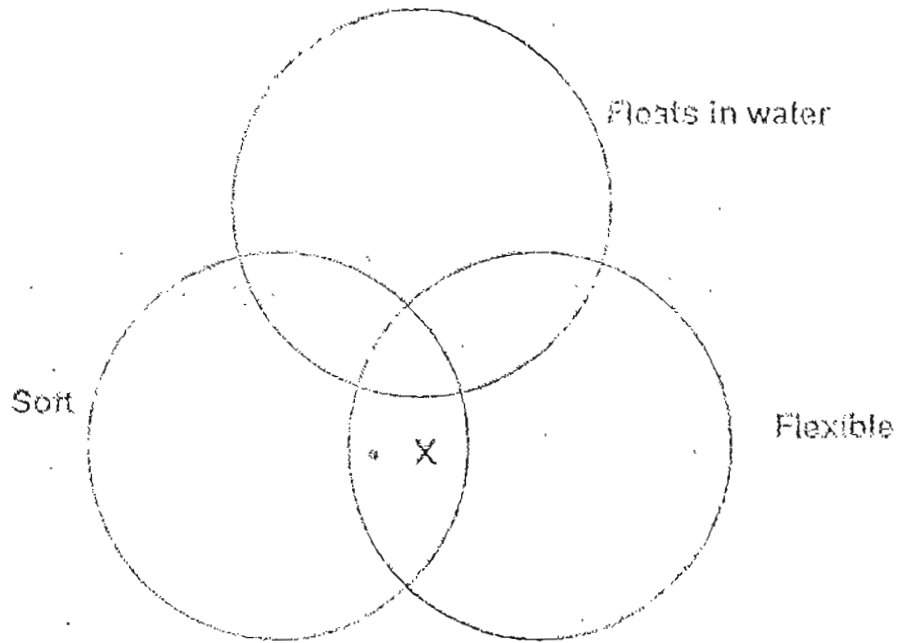
7. In the diagram below, a screwdriver is used to open a tin of paint with the least effort.



Which one of the following best describes the position of where the force is applied, where friction is present and where the effect of force is seen?

	Force applied	Friction present	Effect of force seen
(1)	D	A	C
(2)	D	E	A
(3)	C	A	B
(4)	B	A	E

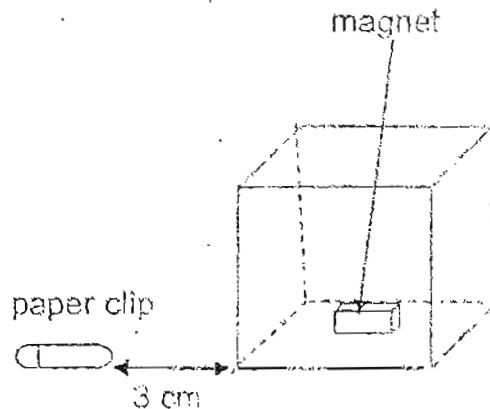
8. Study the Venn diagram as shown below.



Which one of the following objects is a likely example of X?

- ~~(1)~~ cork
- ~~(2)~~ eraser
- ~~(3)~~ gold ring
- ~~(4)~~ matchstick

9. Four similar magnets were placed in the centre of 4 boxes made of different materials, W, X, Y and Z, each of the same thickness. When a paper clip was placed 3 cm from each box, the observations were recorded in the table below.

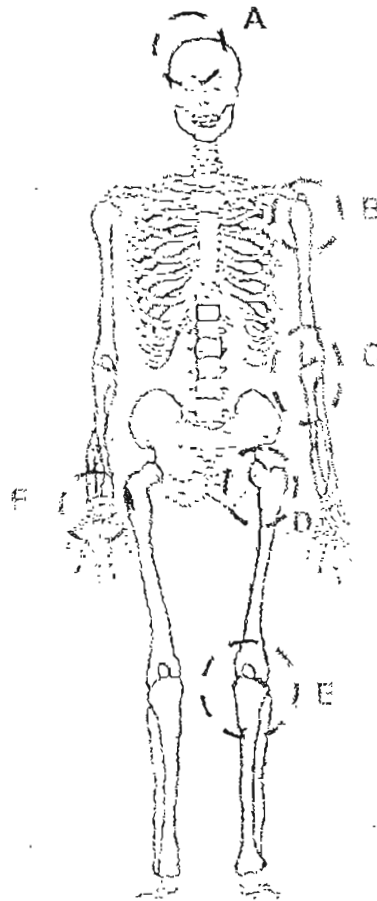


Box	Did the paper clip move towards the box?
W	Yes
X	No
Y	Yes
Z	Yes

What is Box X most likely made of?

- (1) Plastic
- (2) Cobalt
- (3) Copper
- (4) Titanium

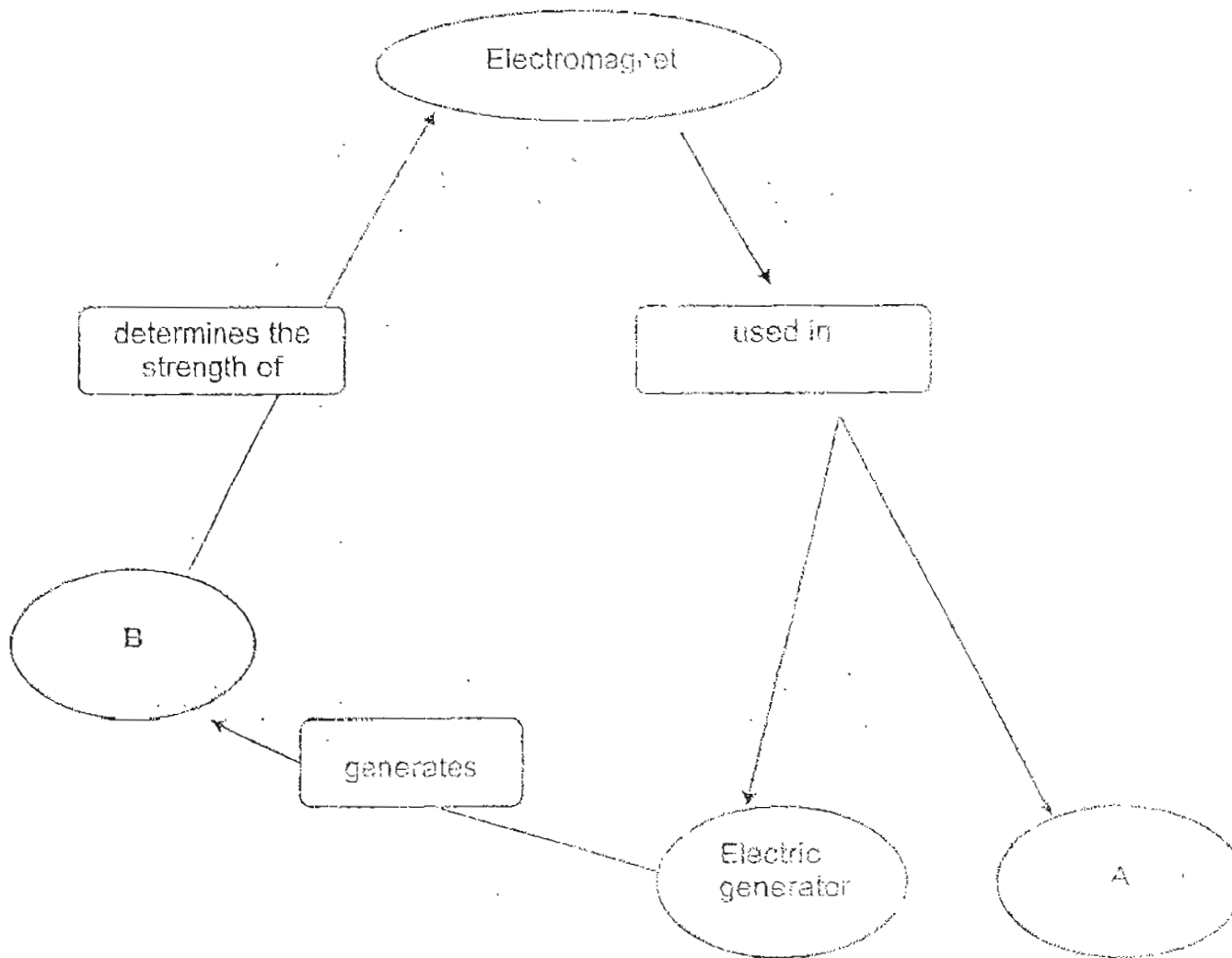
10. The diagram below shows a human skeleton.



Joints can be classified according to their ability to move.
Which of the following parts of the body, A, B, C, D, E and F represent the different types of joints?

	Movable joint that moves in one direction only	Movable joint that moves in more than one direction	Immovable joint
(1)	C, E, F	A, D	B
(2)	A, C, E	B, F	D
(3)	C, E	B, D, F	A
(4)	C, D, E	B, F	A

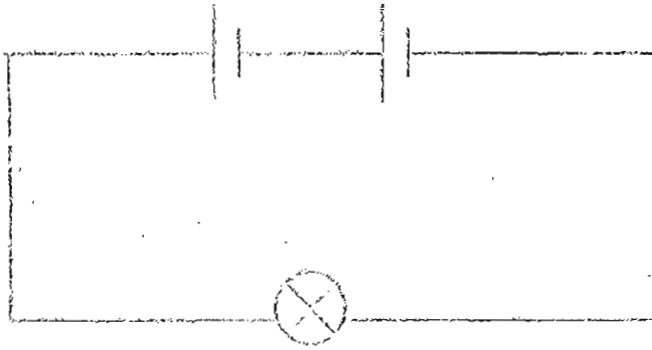
11. Study the concept map below carefully.



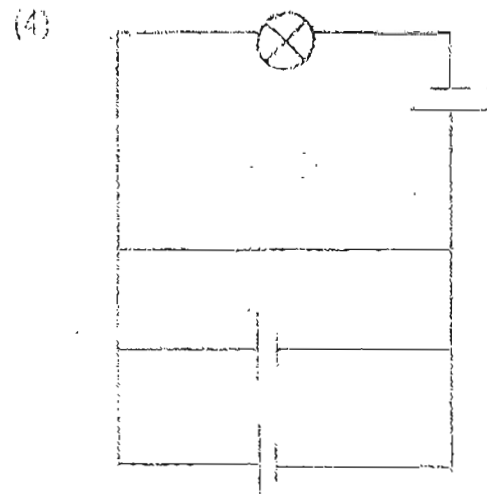
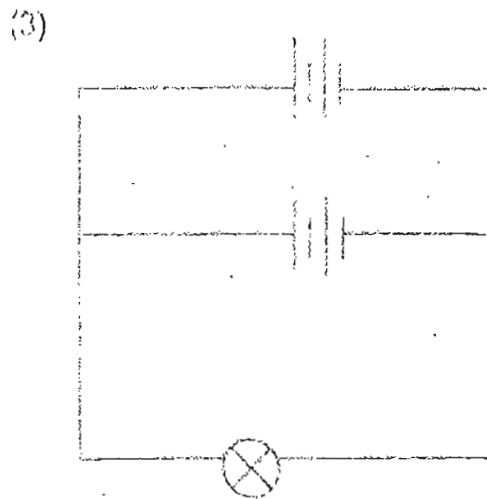
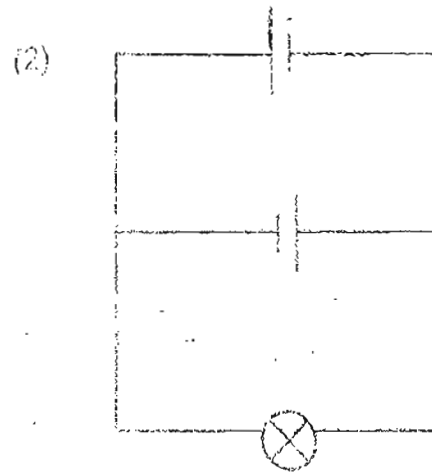
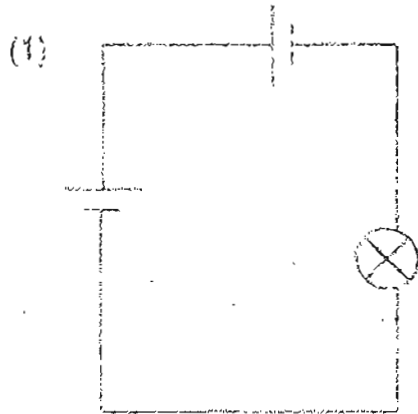
Which one of the following pairs best represents A and B?

	A	B
(1)	refrigerator	force
(2)	electric drill	magnetism
(3)	compass	heat energy
(4)	telephone	electric current


12. Lisa set up an electrical circuit as shown below.



If all the batteries, bulbs and wires were identical, which one of the following circuit would the bulb have the same brightness as the one Lisa has set up?

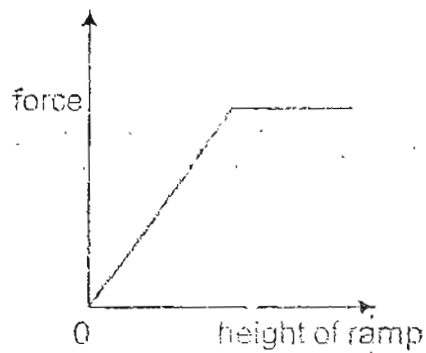


13. A group of pupils carried out an experiment to find out how the force applied to pull the toy car up the ramp varied with the height of the ramp as shown in the diagram below. They varied the height by changing the number of the blocks.

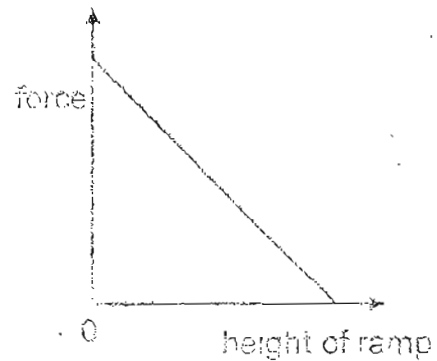


Which one of the following graph best illustrates their results?

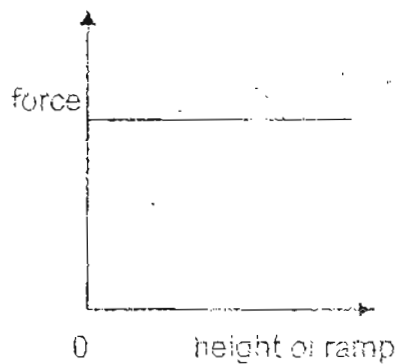
(1)



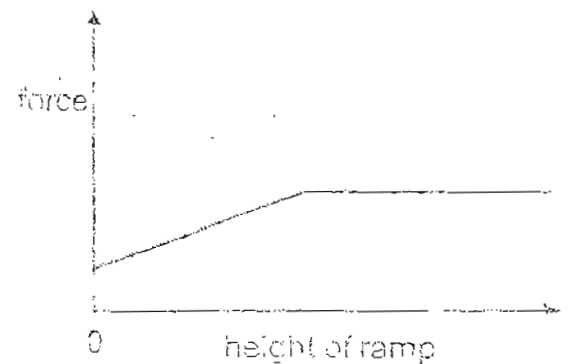
(2)



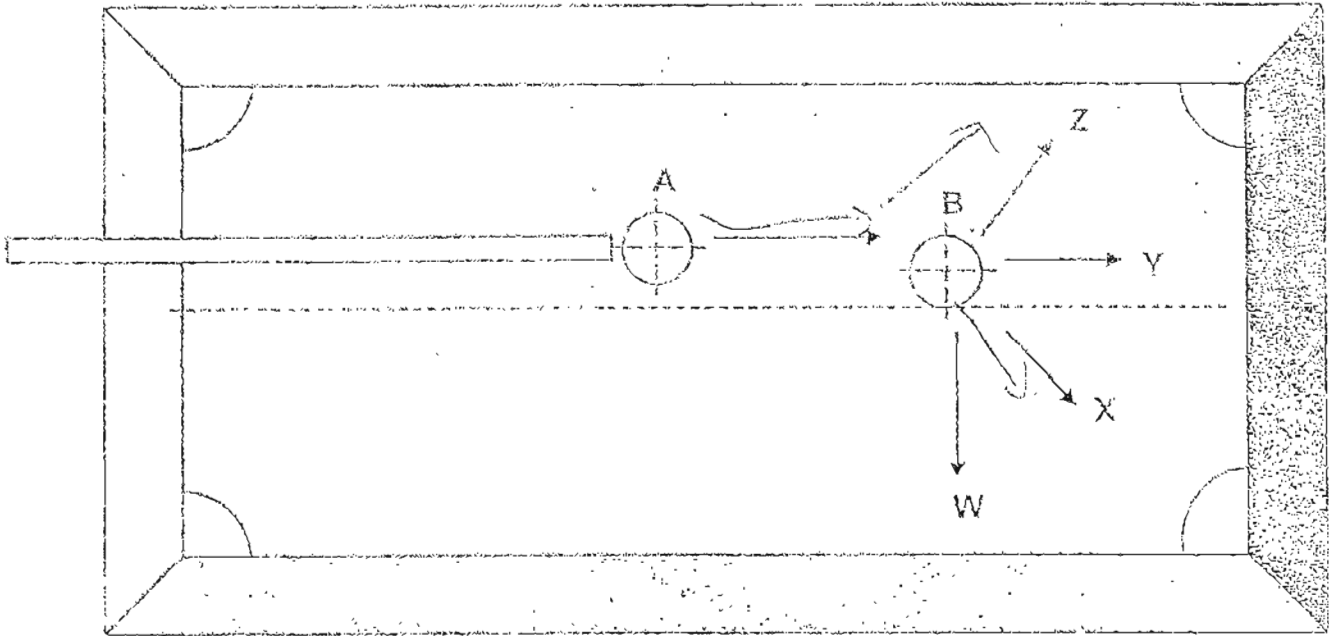
(3)



(4)



For Questions 14 and 15, refer to the diagram as shown below.
The diagram shows Ball A and Ball B on a snooker table.



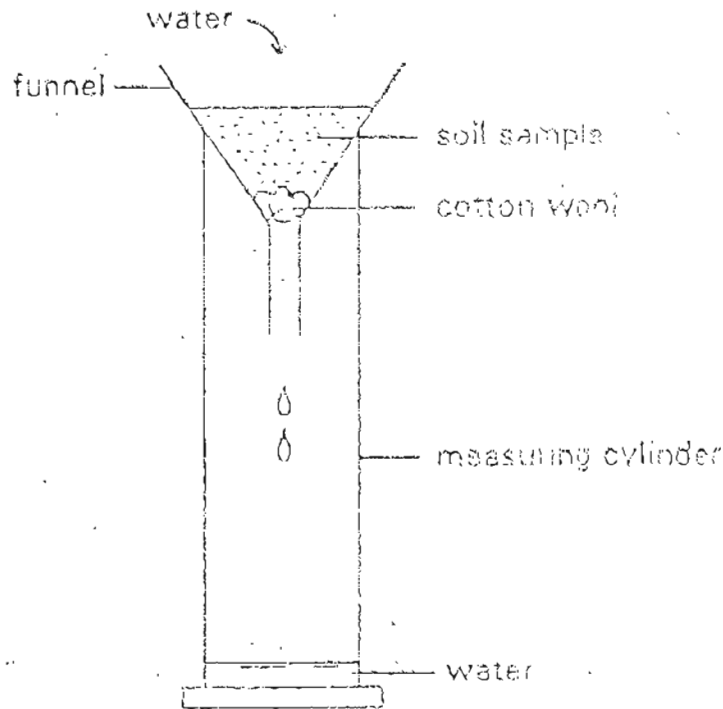
14. When Ball A is hit towards the stationary Ball B in the direction as shown, in which direction will Ball B likely move?

- (1) W
- (2) X
- (3) Y
- (4) Z

15. On hitting Ball B, which one of the following best describes the energy Ball B possesses?

	Chemical potential energy	Kinetic energy	Heat energy	Sound energy
(1)	✓			
(2)		✓	✓	✓
(3)	✓	✓	✓	
(4)			✓	✓

16. A group of primary six pupils wanted to find out how fast water could pass through four types of soil. They set up the experiment as shown in the diagram. They measured the time taken for the water to pass through each type of soil.



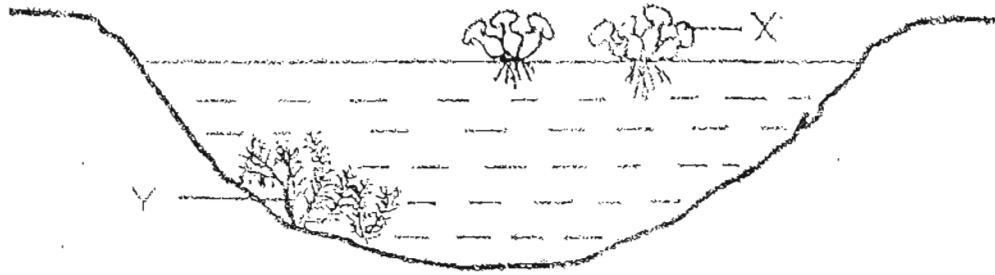
They recorded the results in the table as shown below.

Type of soil	P	Q	R	S
Time taken (seconds)	80	42	34	16

Which type of soil is the most suitable for a partially submerged plant which grows well in a pond?

- (1) P
- (2) Q
- (3) R
- (4) S

17. The diagram below shows the populations of two water plants, X and Y, found in a pond community.



It was observed that the population of water plant Y decreased when the population of water plant X reached a peak.

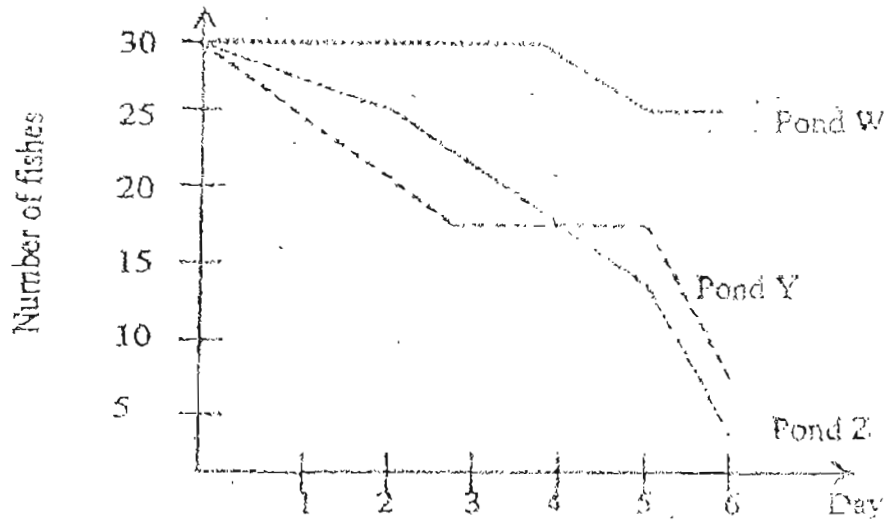
Which of the following factors could have led to the decrease in the population of water plant Y as a result of the increased population of water plant X?

- A Lack of space
- B Lack of sunlight
- C Lack of nutrients
- D Lack of dissolved gases in the water

~~(1)~~ A and B only
~~(3)~~ C and D only

~~(2)~~ B and D only
~~(4)~~ A, B, C and D

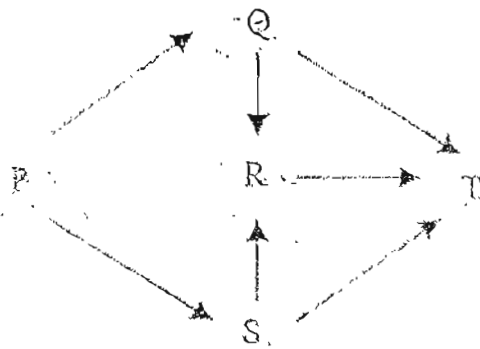
18. In an experiment, 3 cages were lowered into ponds W, Y and Z. Each cage contained the same number and the same type of fish and was lined with nets. The number of fishes that were alive in the cages was counted over a period of 6 days. The results were as shown in the graph below.



Which one of the statements about the results is true?

- ~~(1)~~ Pond Y had more predators of the fishes than Pond Z.
- ~~(2)~~ Pond W had more plants than Pond Y and Pond Z.
- ~~(3)~~ The cage in Pond Z had the least number of fishes on the 6th day.
- ~~(4)~~ On the 5th day, there were more fishes in the cage in Pond Y than in Pond W.

19. Study the food web as shown below. The letters P to T represent 5 different types of organisms.



If the entire population of Q is destroyed, which of the following are likely to happen?

- A P would decrease in number.
- B R would increase in number.
- C T would eat more of R and S.
- D S would have fewer competitors for food.

- (1) A and B only
- (2) C and D only
- (3) A, S and C only
- (4) A, C and D only

20. Jimmy carried out a study on two types of habitats. The table below shows his observations of the habitats.

Observation	Habitat A	Habitat B
The spiders were eating the ants.	√	
The habitat was damp and dark throughout the day.		√
Some birds were building nests there.	√	
Woodlice were seen crawling around.		√

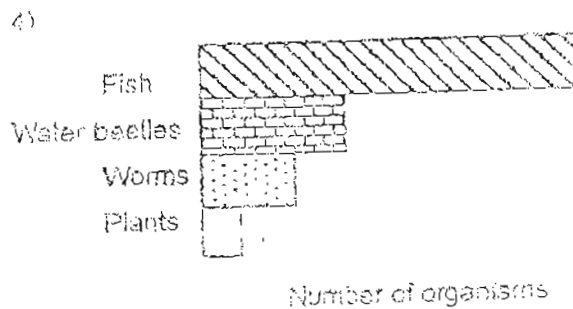
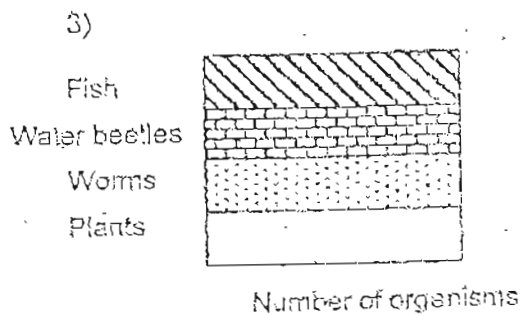
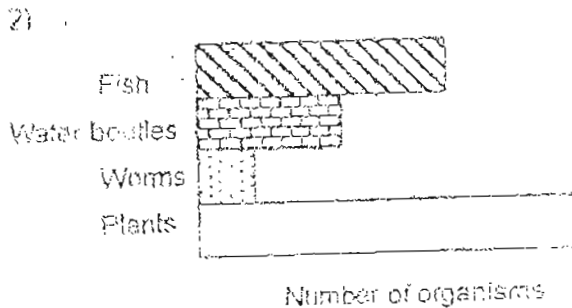
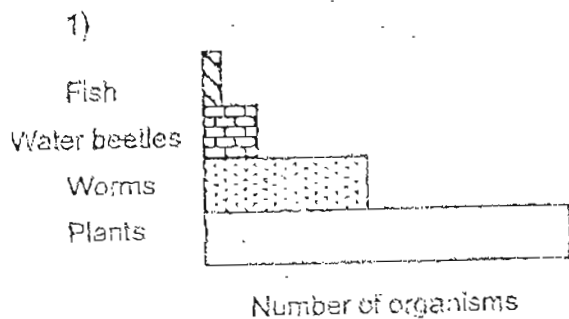
Which one of the following observations best describes habitats A and B?

	Habitat A	Habitat B
(1)	Seaside	Field
(2)	Rotting log	Pond
(3)	Single tree	Leaf litter
(4)	Rainforest	Ocean

21. Look at the food chain in a fresh water pond as shown below.

Plants → worms → water beetles → fish

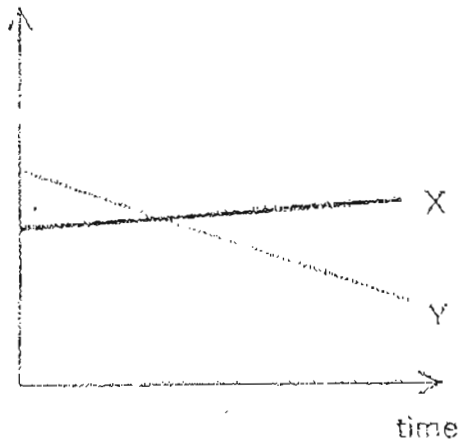
Which one of the following graphs shows the likely size of the four populations in a balanced freshwater pond community?



22. Paul caught three different types of animals X, Y and Z from a pond and put them in two aquariums A and B. He put animals X and Y in Aquarium A and animals X and Z in Aquarium B. He also put some plants in both aquariums.

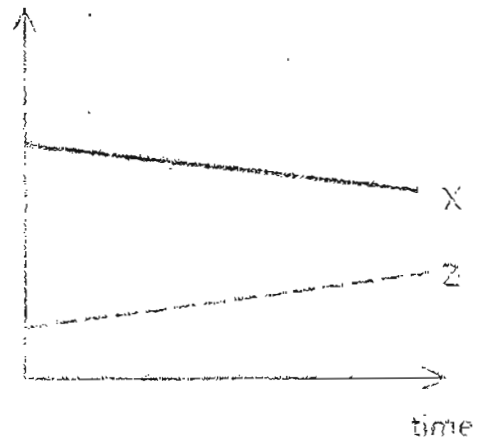
He counted the number of animals in the aquariums every week for a month. He did not see any dead animals in both the aquariums. His results are as shown in the graphs below.

Number of animals



Aquarium A.

Number of animals

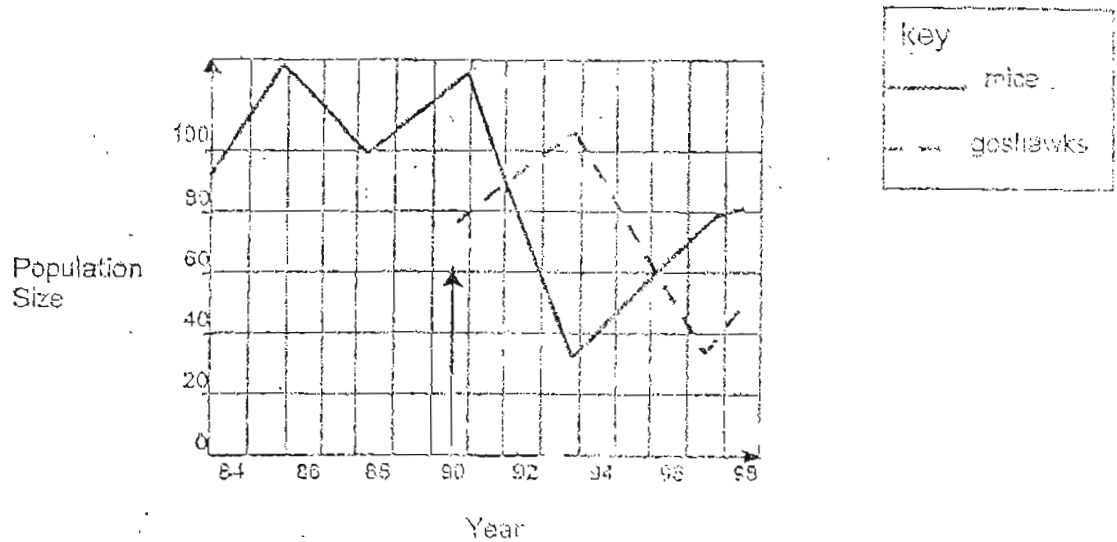


Aquarium B.

From both the graphs, which one of the following shows correctly the food chain linking these three animals?

- (1) $X \longrightarrow Y \longrightarrow Z$
 (2) $Y \longrightarrow X \longrightarrow Z$
 (3) $Z \longrightarrow X \longrightarrow Y$
 (4) $Z \longrightarrow Y \longrightarrow X$

23. The graph below shows the population of mice and goshawks in a jungle. The goshawks, which eat mice, rabbits and small birds, first arrived in the wood in 1990. The mice eat seeds and buds.

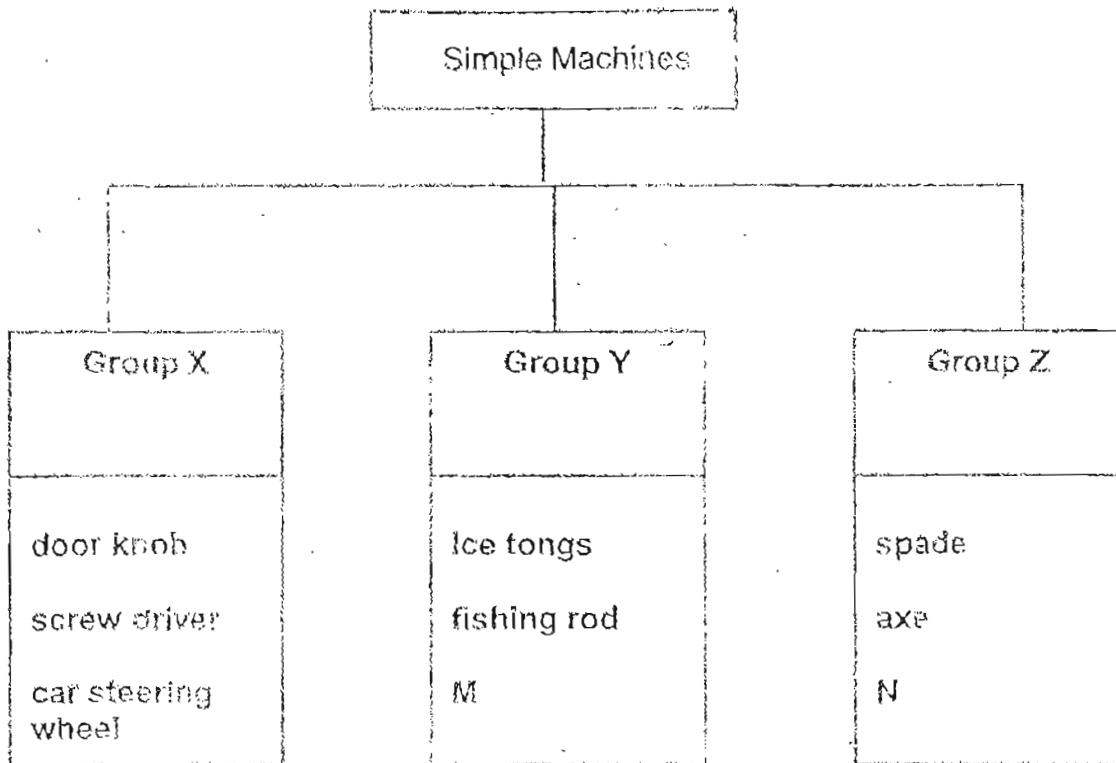


What could be the possible reason(s) for the changes in the mice population between 1984 and 1990?

- A The rabbits were eaten by the goshawks.
- B There were extreme changes in the weather.
- C There was a change in the population size of goshawks.
- D There was a change in the number of seeds and buds available.

- (1) C only
- (2) A and B only
- (3) B and D only
- (4) C and D only

24. Study the classification table as shown below

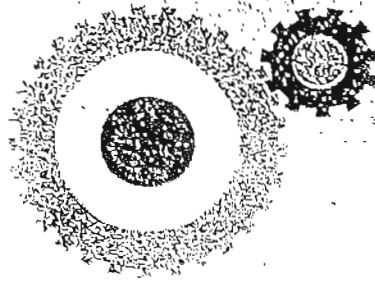


All the objects, including M and N are grouped according to the different types of simple machines. Which of the following statements are true?

- A Object N can be a knife.
- B Object M can be a broom.
- C In Group Y, the effort used is smaller than the load.
- D In Group X, the distance moved by the effort is greater than the distance moved by the load.

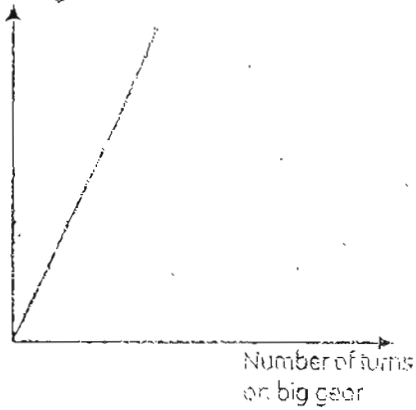
- A and C only
- C and D only
- A, B and D only
- A, B, C and D

25. The diagram below shows a big gear which is in contact with a smaller gear.

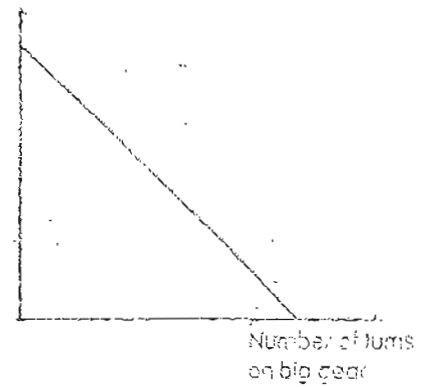


Which one of the graphs below shows the relationship between the number of turns a small gear and a big gear makes?

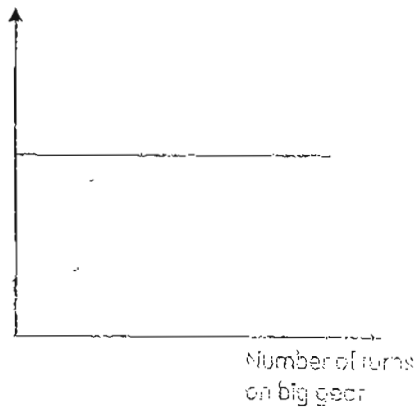
(1) Number of turns on small gear



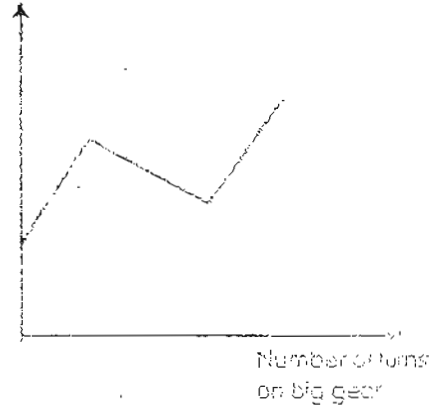
(2) Number of turns on small gear



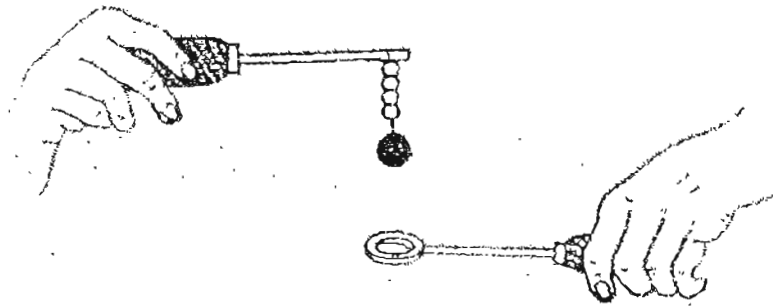
(3) Number of turns on small gear



(4) Number of turns on small gear

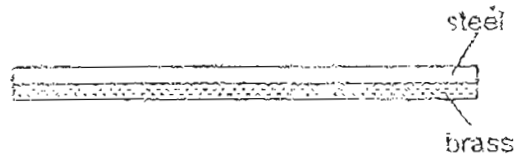


26. The picture below shows a metal ball and ring apparatus. The ring was big enough for the ball to pass through at the start of the experiment.


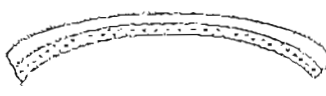




What should be done to the metal ball and ring apparatus to prevent the ball from passing through the ring?

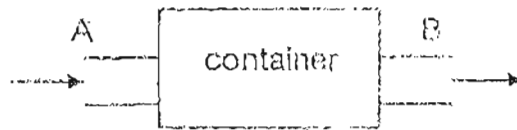
- (1) The ring should be dipped into hot water.
 - (2) The ball should be dipped into cold water.
 - (3) The ring should be heated over a bunsen burner.
 - (4) The ball should be heated over a bunsen burner.
27. A bimetallic strip was made of 2 pieces of different metal, brass and steel, bonded together as shown below.



The initially straight bimetallic strip was then heated evenly in an oven for ten minutes. Given that brass expands more than steel, which one of the following diagrams shows the bimetallic strip after it had been heated?

- (1) 
- (2) 
- (3) 
- (4) 

28. Study the diagram as shown below.



30 cm^3 of air was pumped into a metal container of volume 250 cm^3 through the inlet at point A. One minute later, 50 cm^3 of air was sucked out from the container through the outlet at point B.

What was the final volume of air in the container?

- | | |
|------------------------|------------------------|
| (1) 20 cm^3 | (2) 30 cm^3 |
| (3) 230 cm^3 | (4) 250 cm^3 |

29. Jonathan brought out a bowl containing 5 ice cubes from the freezer. What should he do so that all the ice cubes would melt in the shortest possible time?

- (1) Leave all the 5 ice cubes in a bowl.
- (2) Spread sawdust over the 5 ice cubes.
- (3) Crush them and spread the smaller pieces of ice cubes on a tray.
- (4) Crush them and put the smaller pieces of ice cubes in a measuring cylinder.

30. In the forest, the rain tree obtains energy from the _____.

- (1) sun
- (2) rain
- (3) fungi
- (4) leaf litter

Section B (40 marks)

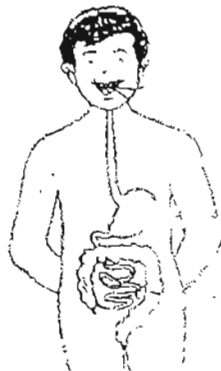
Write your answers to questions 31 to 46 in the spaces provided.
Marks will be deducted for misspelt key words.

31(a). Mrs Lim could pick up a dry glass with no problem. However, after she had applied some hand cream on her hands and tried to pick up the same glass, it slipped through her fingers.

Explain why the glass slipped through her fingers. (1 mark)


(b). What must be present on Mrs Lim's fingers to enable her to hold the dry glass in the first place? (1 mark)

32. The diagram below shows the human digestive system.
Draw an arrow (\longrightarrow) and label the 3 parts of the digestive system where food is digested. (3 marks)



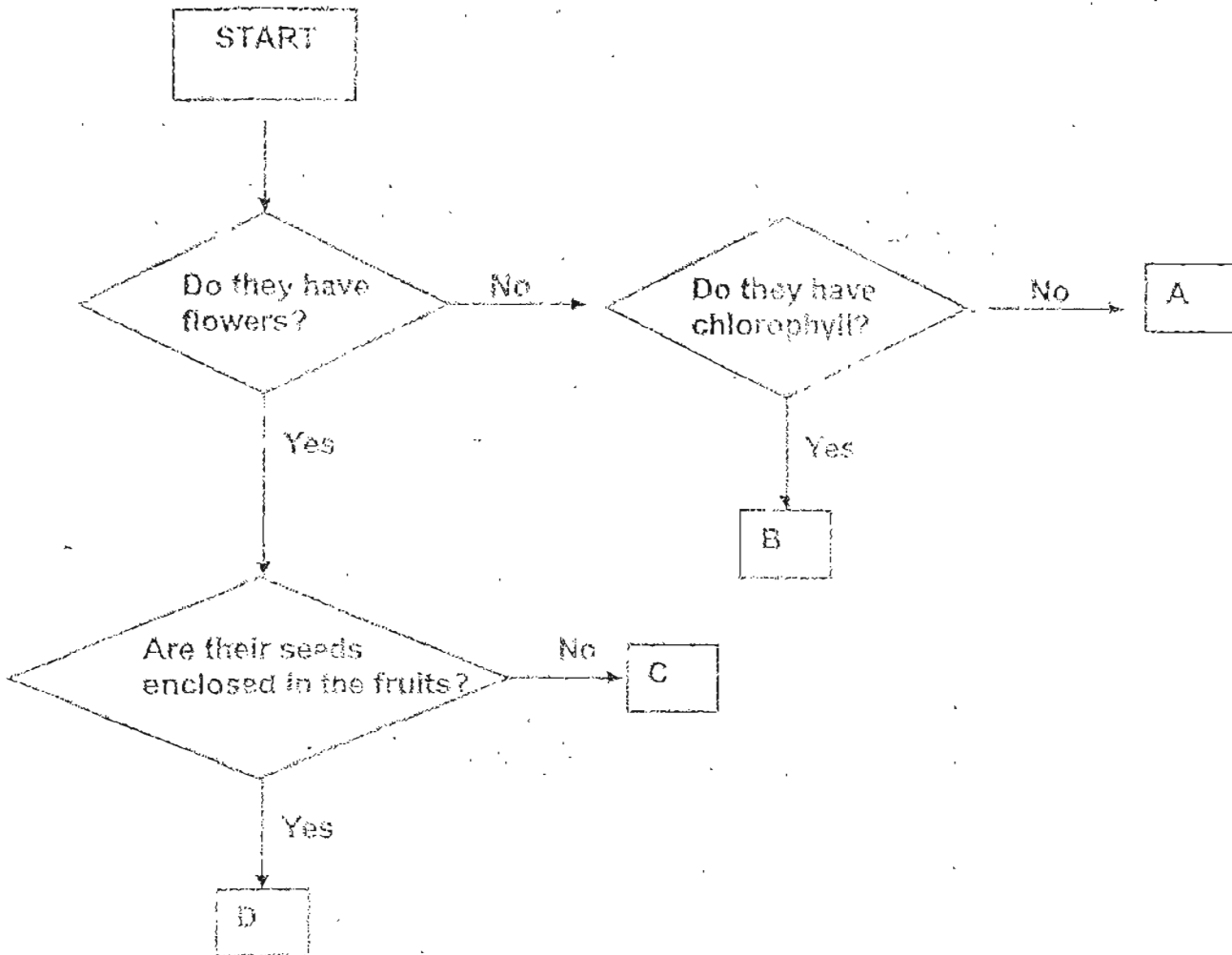
33(a). The diagram below shows a car going up a mountain.

- (i) Using an arrow labelled F, indicate where friction is experienced by the car. (1 mark)
- (ii) Using an arrow labelled G, indicate where gravity is experienced by the car. (1 mark)



(b). Why is it more difficult for the car to go uphill than downhill? (1 mark)

34. Study the flowchart as shown below.

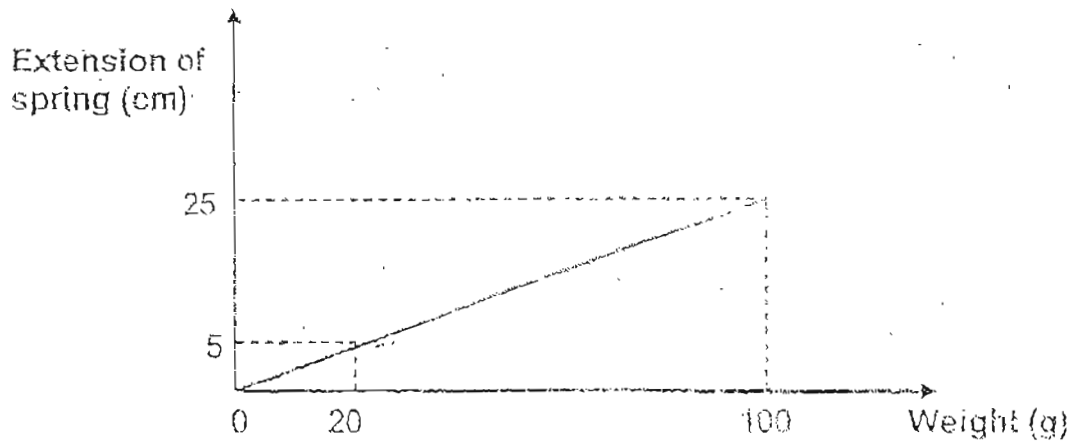
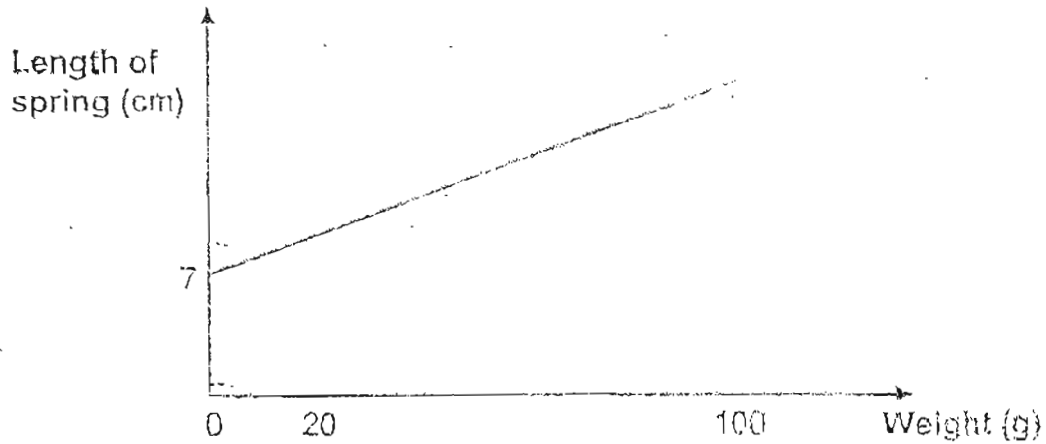


(i) Describe Plant C. (1 mark)

(ii) Complete the table below by writing the correct letter to each plant. (3 marks)

Strawberry	Toadstool	Algae

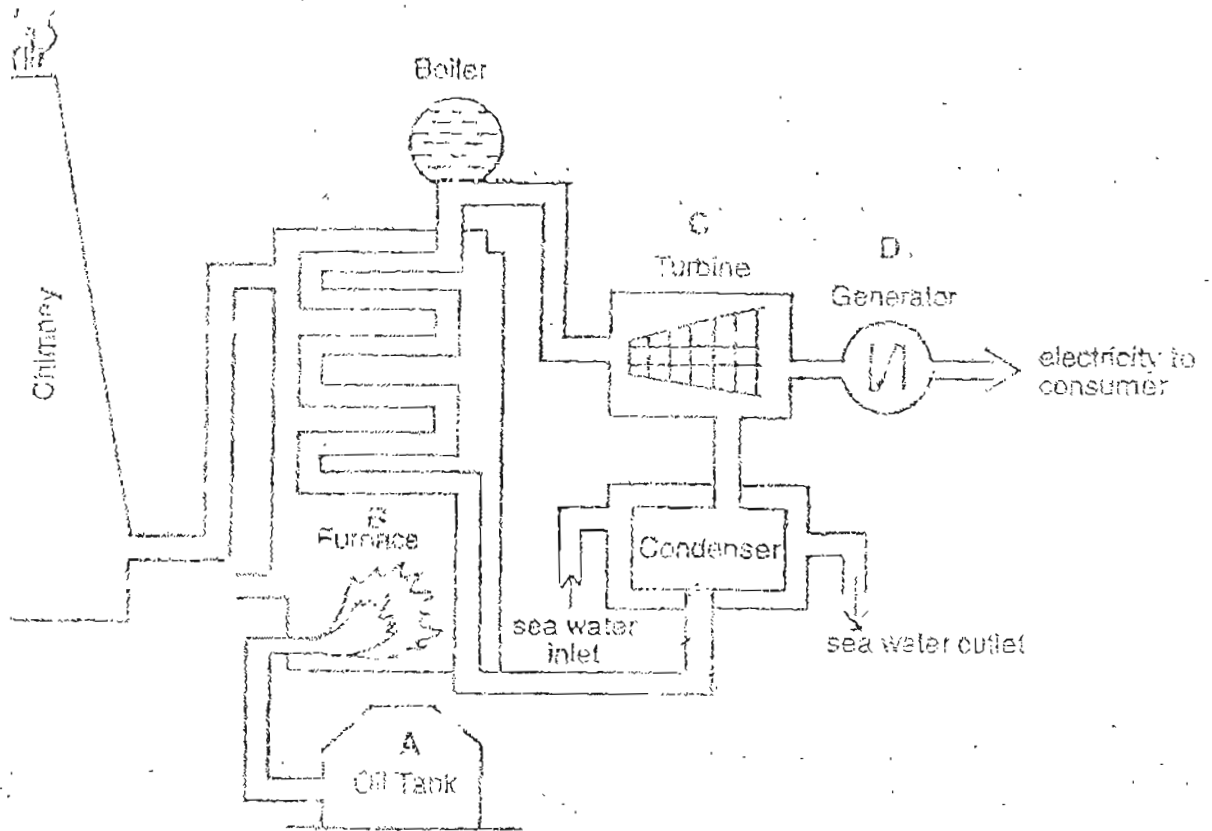
35. Different weights were hung on the same spring and the results were recorded in the two graphs as shown below. The first graph shows the relationship between the length of the spring and the weight. The second graph shows the relationship between the extension of the spring and the same weight.



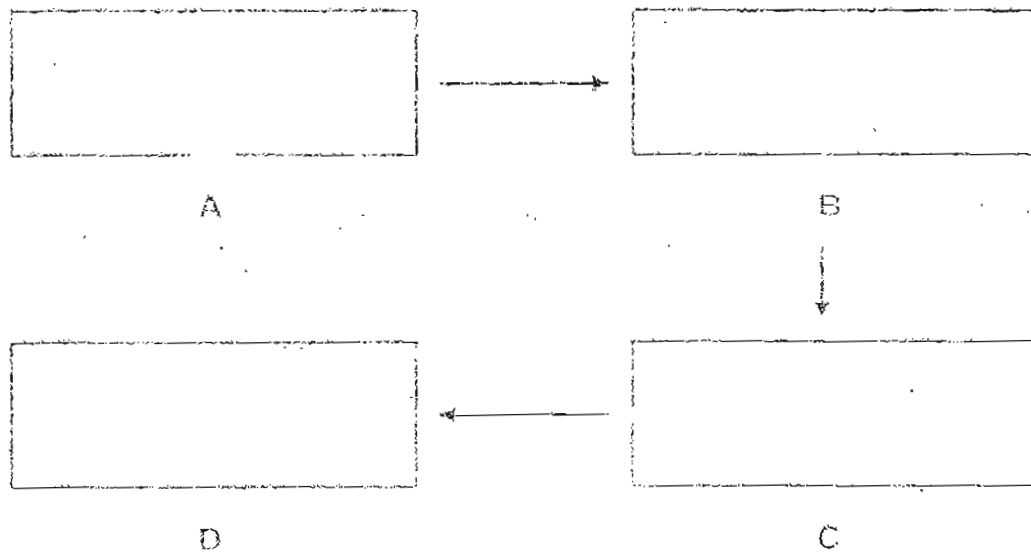
- (i) What is the original length of the spring when there is no load? (1 mark)

- (ii) Find the length of the spring when a 70g weight is hung on the same spring. (1 mark)

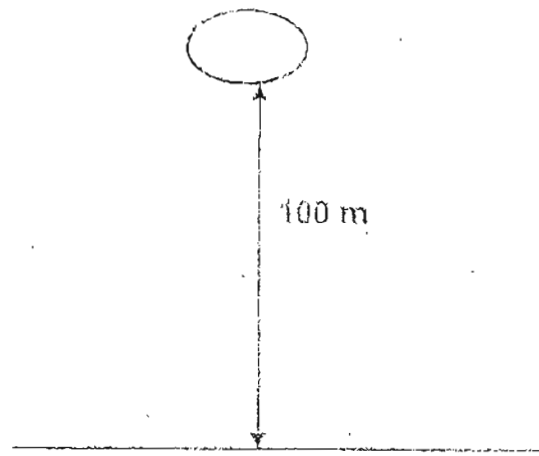
36. The diagram below shows how electricity is generated.




State the different forms of energy at Points A, B, C and D. (2 marks)



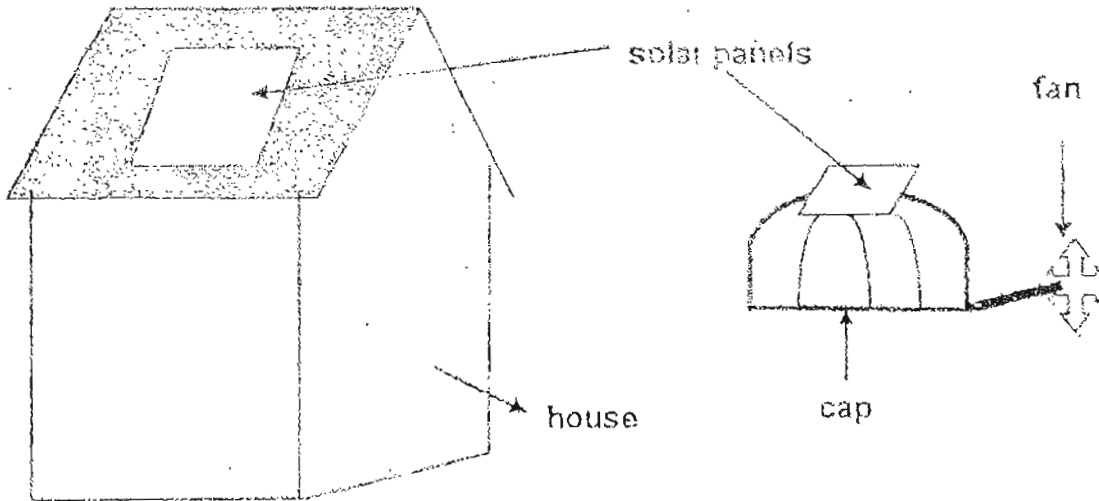
37. A rock was dropped from a height of 100 m.



Draw in the space below a graph to show the gravitational potential energy of the rock at different heights. (2 marks)



38. The diagram below shows 2 solar panels, one on the rooftop of a house and another on a cap to which a fan is attached.



State the energy conversion of the solar panels on the rooftop and that of the solar-powered cap. (2 marks)

- (a) Solar panels on the rooftop:

- (b) Solar-powered cap:

39. A group of primary six pupils wanted to find out the change in temperature in three different habitats. They measured the temperature at six-hourly intervals and recorded their findings in a table as shown below.

Time	Temperature ($^{\circ}\text{C}$)		
	Pond Habitat	Open field Habitat	Leaf-litter Habitat
6 a.m	24.0	23.1	25.1
12 noon	29.6	32.5	27.0
6 p.m	25.5	X	26.0
12 midnight	24.3	25.0	24.9

- (a) Which habitat has the smallest range of temperature change?
(1 mark)

- (b) Explain how the habitat mentioned in (a) is able to maintain the smallest range of temperature.
(1 mark)

- (c) Predict the temperature "X" in the open field habitat at 6 p.m.
(1 mark)

40. Matthew wanted to find out whether duckweeds grow well in water containing bleach. He used two 500ml beakers for his experiment. The contents in beaker 1 are as shown in the table below. He set up a control using beaker 2.

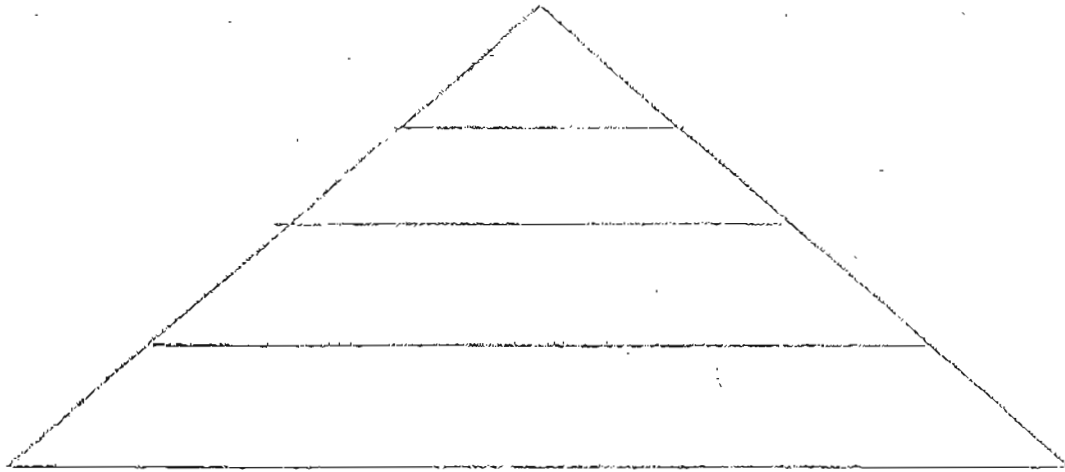
(a) Complete the table below to show how he should set up beaker 2. (1mark)

	Bleach	Tap water	Duckweeds of the same size
Contents in Beaker 1	10 ml	400 ml	50
Contents in Beaker 2 (control)			

(b) What observation should he make in order to compare how well the duckweeds grow in the two beakers? (1mark)

41. Place the following food consumers and the food producer correctly in the food pyramid as shown below. (1 mark)


- i. Grasshopper
- ii. Snake
- iii. Maize
- iv. Mynah



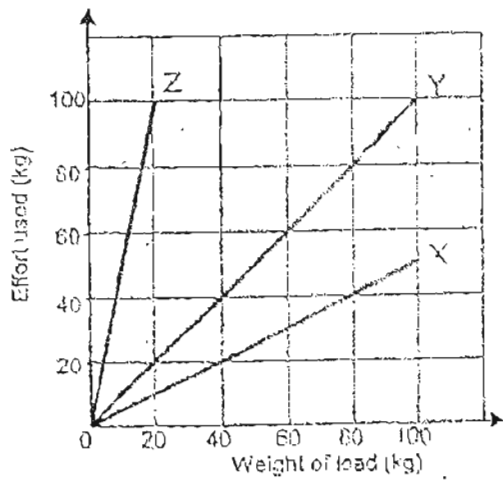
A deadly virus killed all the 3 populations of the animals above. Give 2 possible reasons why the population of maize would increase when all 3 populations of animals died (2 marks)

Reason(s)	Explanation
1.	
2.	

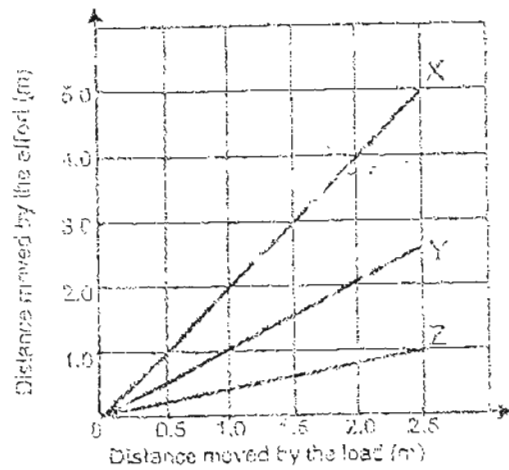
42. Florence put some guppies into a tank containing some water snails and tubifex worms. Draw a graph in the space provided below to show the change in the populations of the water snails and tubifex worms by the end of the day.
(2 marks)



43. Karen used three different simple machines X, Y and Z to move different loads. She recorded the weight of the load, the amount of effort used and the distances moved by the effort and load each time. Then she plotted the following graphs as shown below.



Graph (A)



Graph (B)

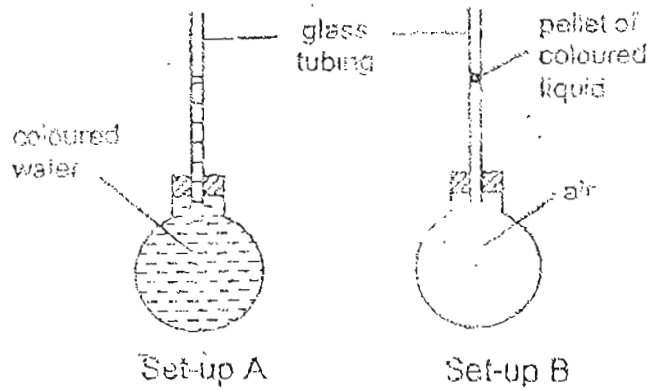
- (a) Give an example of a simple machine that Y could represent. (1 mark)

- (b) Based on Graph (A), compare the amount of effort used when Machines X and Y were used to move the same load. (1 mark)

- (c) Which one of the above simple machines would Karen use if she wanted: (i) to do work faster and (ii) to carry heavy loads? (1 mark)

- (i) To do work faster : Machine _____
- (ii) To carry heavy loads more easily: Machine _____

44. In an experiment to compare the properties of water and air, two identical flasks were filled with water and air in the set-ups A and B as shown in the diagram below.

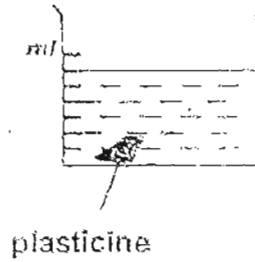


Set-ups A and B were then placed into a tank containing warm water, at the same time. The water level in the glass tubing of Set-up A was seen to rise very slowly. The coloured pellet in Set-up B rose up the glass tubing very rapidly.

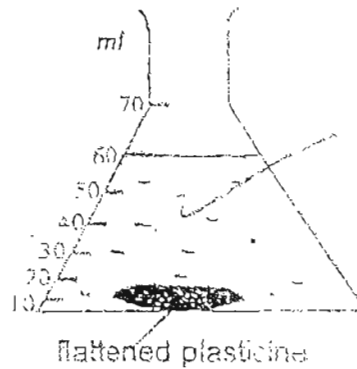
- (a) What conclusion could be made from the above experiment? (1 mark)

- (b) Suggest one change that could be made to Set-up A to speed up the rise of water level in the glass tubing? (1 mark)

45. Jaime dropped a lump of plasticine into a beaker of water and found that the water level rose to the 60-ml mark. She then took the plasticine out of the water and flattened it. (Assuming no water was lost.)

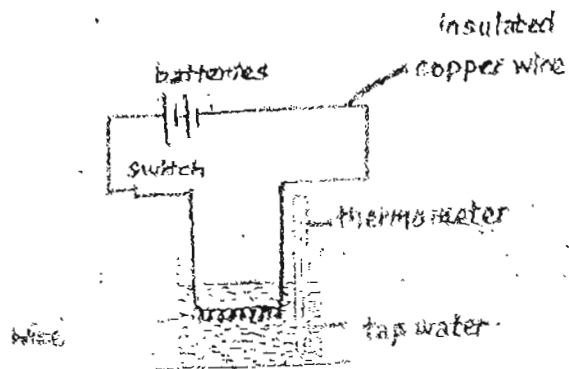


- (a) Later, she dropped the flattened plasticine into an empty flask, as shown below. If she poured the water from the beaker above into the conical flask, what would be the water level in it? Draw the water level in the flask below. (1 mark)

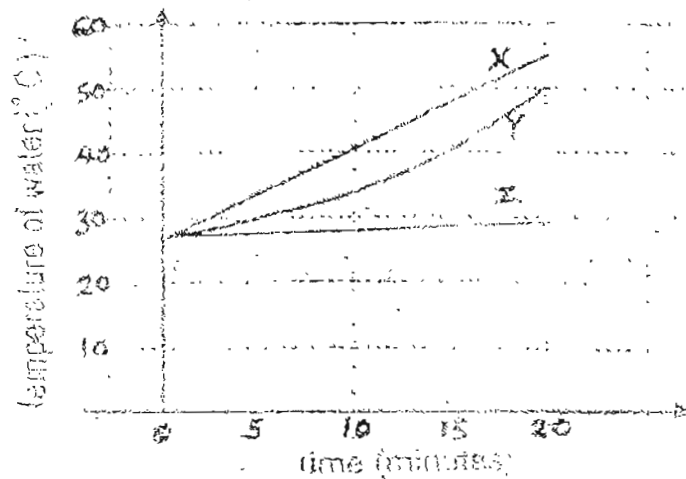


- (b) What does this experiment show? (1 mark)

46. Sue used the set-up below to find out which wires, X, Y and Z, could heat up the water the fastest.



The temperature of the water was taken after every 5 minutes and the graph below shows the result of the experiment.



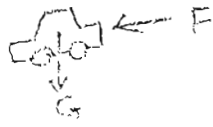

- (a) What was the energy source in each set-up? (1 mark)
- _____
- (b) Name two variables Sue must keep the same throughout the experiment to ensure a fair test. (2 marks)
- (i) _____
- (ii) _____

-----END OF PAPER-----

Setters: Ms Brenda Kok
Mrs Linda Tan

NANYANG PRIMARY SCHOOL
 PRIMARY 6 SCIENCE
 SEMESTRAL ASSESSMENT 1
 2004

Q.M

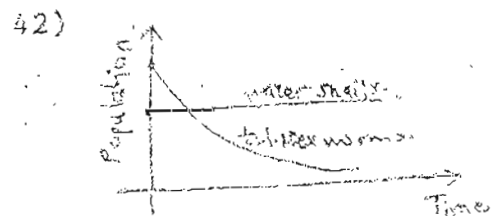
- 1) 2 28) 4
 2) 3 29) 3
 3) 2 30) 1
 4) 2 31) a) The handcream she used reduced the friction
 between her fingers and the glass.
 5) 3 b) The fingerprints
 6) 3
 7) 2 32) Mouth
 Stomach
 8) 2 Small intestine
 9) 2
 10) 3 33) a) i) 
 11) 4 ii)
 12) 3
 13) 4
 14) 2
 15) 2 b) When the car goes uphill, it is working
 16) 1 against Gravitational force and so more
 effort is needed.
 17) 2 34) i) Plant C has flowers and its seeds are
 enclosed in the fruits.
 18) 3 ii) C A B
 19) 2
 20) 3 35) i) 7 cm
 ii) 24.5 cm
 21) 1
 22) 2 36) Chemical potential energy Heat energy
 Electrical energy Kinetic energy
 23) 3
 24) 3
 25) 1
 26) 4
 27) 1 37) 

- 38) a) Solar energy ---- electrical energy
 b) Solar energy --- electrical energy --- kinetic energy

- 39) a) Leaf Litter habitat.
 b) The fallen leaves form a shield to block out direct sunlight. The air in the leaf-litter habitat is stagnant.

- 40) a) 0 ml 410 ml 50
 b) He should observe which container has the most number of duckweeds at the end of the experiment to compare how well the duckweeds grow in the two beakers.

- 41) Snake
 Mynah
 Grasshopper
 Maize
 i) The food consumers would decompose and become nutrients in the soil for the maize plants to grow.
 ii) There are no plant eaters to feed on the maize plants.



- 43) a) V could be a fixed pulley.
 b) The amount of effort used when Machine X was used for the same load.

- 44) a) Air expands faster than water when heated.
 b) Use a narrower tube.

- 45) a)  b) It shows that a solid has a definite volume.

- 46) a) Batteries.
 b) i) The number of batteries.
 ii) The voltage of the batteries.