



**ROSYTH SCHOOL
PRELIMINARY EXAMINATION 2023
ENGLISH LANGUAGE PAPER 2
PRIMARY 6**

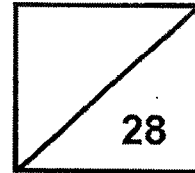
Name: _____

Class: Pr 6- _____

Register No. _____

Date: 21 August 2023

Parent's Signature: _____



TOTAL TIME FOR BOOKLETS A & B: 1 h 50 min

BOOKLET A

INSTRUCTIONS TO STUDENTS:

1. Do not turn over this page until you are told to do so.
2. Follow all instructions carefully.
3. Answer all questions.
4. Use a 2B pencil to shade your answers on the Optical Answer Sheet (OAS).

**This booklet consists of 11 printed pages (including cover page) and 1 blank page.
This paper is not to be reproduced in part or whole without the permission of the Principal.**

For each question from 1 to 10, four options are given. One of them is the correct answer. Make your choice (1, 2, 3 or 4) and shade your answer on the Optical Answer Sheet.
(10 marks)

- 1 My little brother made me _____ by cracking a joke when he saw that I was sad.
- (1) laugh
 - (2) laughs
 - (3) laughed
 - (4) laughing
- 2 My sister and _____ are going to Japan next week.
- (1) I
 - (2) me
 - (3) mine
 - (4) myself
- 3 Practising good hygiene habits _____ crucial in preventing the spread of diseases.
- (1) is
 - (2) are
 - (3) was
 - (4) were
- 4 Breathing in vehicular fumes has an adverse effect _____ our health.
- (1) in
 - (2) to
 - (3) on
 - (4) over
- 5 "Grandfather's never travelled out of Singapore before, _____?" Jimmy asked.
- (1) did he
 - (2) has he
 - (3) didn't he
 - (4) hasn't he

- 6 It is past lunch hour. I _____ be hungry but I am not.
- (1) could
 - (2) might
 - (3) would
 - (4) should
- 7 _____ the successful publicity, the school band performed to sell-out crowds for the entire week.
- (1) Due to
 - (2) In spite of
 - (3) Apart from
 - (4) Regardless of
- 8 Although he was the leader of the team, he had _____ say in choosing the materials to be used for the project.
- (1) few
 - (2) little
 - (3) much
 - (4) many
- 9 Jane is looking forward to _____ the year-end Graduation Concert with her friends.
- (1) attend
 - (2) attends
 - (3) attended
 - (4) attending
- 10 The producer _____ I admire has filmed many documentaries on nature.
- (1) who
 - (2) which
 - (3) whom
 - (4) whose

For each question from 11 to 15, four options are given. One of them is the correct answer. Make your choice (1, 2, 3 or 4) and shade your answer on the Optical Answer Sheet. (5 marks)

- 11 "This vase should not cost you so much! I think you have been _____," John told Siti.
- (1) ripped at
 - (2) ripped up
 - (3) ripped off
 - (4) ripped into
- 12 My father's eyesight _____ as he got older, resulting in poorer vision.
- (1) declined
 - (2) decreased
 - (3) diminished
 - (4) deteriorated
- 13 Commuters in the bus interchange walk _____ every morning to catch the bus to work.
- (1) briskly
 - (2) promptly
 - (3) laboriously
 - (4) enthusiastically
- 14 Mrs. Lim often teaches us to show respect for different races and appreciate the _____ of cultures in Singapore.
- (1) mixture
 - (2) diversity
 - (3) affluence
 - (4) multiplicity
- 15 Wei Ming's _____ handwriting made it difficult for me to read his composition.
- (1) illogical
 - (2) illegible
 - (3) ineligible
 - (4) incoherent

For each question from 16 to 20, choose the word closest in meaning to the underlined word. Shade your answer (1, 2, 3 or 4) on the Optical Answer Sheet.

(5 marks)

The Tokyo Olympics featured an unexpected guest on television. The footage did not highlight an athlete's moment of glory during the medal ceremony or
(16)
heartwarming teamwork. Instead, it focused on a six-legged runner.

The new star of the games was actually a cockroach! Viewers from across the globe got an unusual shock during the concluding minutes of a women's field hockey
(17)
match between Argentina and Spain. A cameraman decided to amuse himself by

drawing attention away from the live sports coverage to close-up images of the
(18)
cockroach scurrying across a ledge at the event venue. Although the cockroach was given a fleeting appearance on live television, lasting a few seconds, it did not derail
(19)

the Argentinian team's spirit as they went on to win 3-0. The cameraman's unconventional choice of camerawork left many sports fans baffled. The video was
(20)
shared on Twitter, garnering more than 8.4 million views.

Adapted from The Guardian, Sport

- 16 (1) progress
(2) milestone
(3) achievement
(4) breakthrough

- 17 (1) culminating
(2) eventual
(3) latest
(4) final

- 18** (1) veering
(2) straying
(3) diverting
(4) digressing
- 19** (1) instantaneous
(2) momentary
(3) sudden
(4) fading
- 20** (1) unusual
(2) eccentric
(3) abnormal
(4) unfamiliar

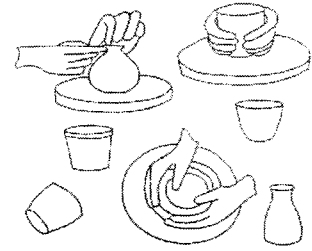
BLANK PAGE

Study the information from this poster and then answer questions 21 to 28.

CLAY SCULPTURES FOR BEGINNERS!

Welcome to the world of clay sculpting! Shape your imagination and unleash your creativity.

Here are some tips to help you pick the right clay and improve your technique.




What type of clay should you use?

There are several types of clay used for sculptures, depending on how you can handle them and the type of finished product you would like to have.

1. **Oil-based modelling clay**
 - appears rough and does not dry out like water-based clay
 - tricky to work with as it requires heat to soften and mold
2. **Polymer-based modelling clay**
 - soft and does not dry out, making it easy to mold
 - baking is needed and a slight smell will emit during the process
3. **'Firing' clay**
 - water-based clay
 - easy to sculpt with this clay to create different shapes and designs
4. **Walter E. Disney clay**
 - water-based clay
 - used by entertainment professionals

Using water-based clay is the best for beginners to practise sculpting techniques at home. It is by far the easiest to use to create shapes using simple tools and it can be cleaned up easily with soap and water.



You can create your own sculpture in the comfort of your home too!

Set up an organised workspace by doing the following:

1. Adjust your chair and table to a suitable height to prevent hunching. Set them up near a window so that you can see the fine clay details under natural light.
2. Protect your work area with aluminum foil as clay may stain the surfaces of furniture.
3. Store tools within reach or add shelving above your table so you can grab them with ease.

How to start sculpting?

Follow the five useful tips below to make clay sculptures.



1. Visualise the final piece

Before you start, sketch several designs of how you imagine the final product to look like from various angles.



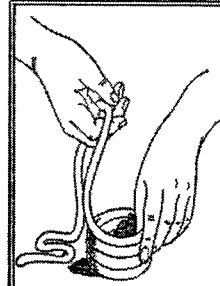
2. Test clay for wetness

Pull off a small piece of the clay and roll it in your hand until it forms a cylindrical shape. If it is flexible, it is usable. If it cracks, try adding more water.



4. Experiment and Practise

Get a feel for how different tools affect the material. Practise by cutting, poking and dragging the tools across a sheet of clay. Experiment ways of building up clay, connecting pieces and adding details.



3. Shape your clay

Coiling the clay is a good way of building up the sides of a hollow shape. This prevents the shaped clay from collapsing.



5. Have fun

All sculptors improve and grow by learning from their mistakes. Working with clay is supposed to be a relaxing and fun experience that inspires you and awakens your imagination. Do not be afraid to try even if you do not have any experience.

Sign up for Funway Clay Sculpting Workshop 2023

Create your own piece of clay sculpture in any shape you like! Learn the skills of making clay sculpture from an expert. It is a great place to learn the fun way!

Sign up at www.funway.com before 20 September 2023 to get a free goodie bag!

Date of workshop: 25 October 2023

Last day of registration: 20 October 2023

Requirement: Participants will sketch their preferred design during the workshop

Fee: \$80 per child (all learning materials, including the clay, are provided.)

For more information, please call our hotline at 6222 4444.

Thoughts about clay sculpting:

"I was so engaged during the clay sculpting workshop last year! Now, I can create my own unique sculpture. My dream is to become a professional sculptor and I hope to conduct classes for others when I am free."



10-year-old Su Lin

For each question from 21 to 28, four options are given. One of them is the correct answer. Make your choice (1, 2, 3 or 4) and shade your answer on the Optical Answer Sheet. (8 marks)

- 21 Why is an exclamation mark used in the heading, "Clay Sculptures For Beginners"?
- (1) To show that clay sculpting is fun
 - (2) To convey the excitement about clay sculpting
 - (3) To draw attention to what clay sculpting is all about
 - (4) To emphasise that clay sculpting is for beginners only
- 22 For children who are just starting to learn sculpting techniques at home, which type of clay is the most suitable for use? _____.
- (1) 'Firing' clay
 - (2) Walter E. Disney Clay
 - (3) Oil-based modelling clay
 - (4) Polymer-based modelling clay
- 23 Which statement is true about setting up a workspace at home for clay sculpting? You should _____.
- (1) place your tools away from the table
 - (2) adjust your table and chair to sit comfortably
 - (3) lay plastic sheets on your furniture surfaces to prevent staining
 - (4) set up your workspace near a window for natural breeze to enter
- 24 Andy would like to try making a clay sculpture. He must first _____.
- (1) coil the clay to ensure its flexibility
 - (2) use different tools to shape the clay
 - (3) ensure that the clay is thoroughly wet
 - (4) sketch various designs of how he wants the final product to look like
- 25 According to the flyer, 10-year-old Su Lin _____.
- (1) finds clay sculpting boring
 - (2) makes exclusive sculptures for others
 - (3) wants to conduct free classes in the future
 - (4) intends to become a professional sculptor in the future

- 26 Cindy wants to sign up for the Funway Clay Sculpting Workshop 2023. What must she do?
- (1) Submit a sketch of her final product before the workshop.
 - (2) Call the hotline at 6222 4444 to register
 - (3) Sign up by 20 October 2023
 - (4) Bring along her own clay
- 27 According to the flyer, which of the following is **not** true about clay sculpting?
- (1) Clay sculpting is a great way to bring out your creativity.
 - (2) Practice is essential to produce a good piece of art work.
 - (3) All sculptors improve their art work by learning from their mistakes.
 - (4) One needs to have experience in clay sculpting before trying it out.
- 28 The **main** purpose of the poster is to _____.
- (1) encourage readers to be interested in clay sculpting
 - (2) show readers how they can work comfortably at home
 - (3) promote Funway Clay sculpting workshop held on 25 October 2023
 - (4) provide general information about different types of clay used for clay sculpting

Please note that the passage for Comprehension questions 71 to 80 is on the next page. You may now go on to Booklet B.

(Go on to Booklet B)

Refer to the passage below when you answer questions 71 to 80 in Booklet B.

After a challenging jungle trek in West Africa, we arrived at a small cave which was known for snake sightings. Our crew was led by a local ranger, Zari, and two snake handlers. My reptile-loving companion and avid wildlife photographer, Bob, had formed a unique bond with Zari, who had shared some interesting findings about pythons. They had promised us an adventure of a lifetime in seeking out a wild python in a cave. Without second thoughts, we hurriedly headed for the cave. 5

"Snake's inside. **They** spotted it this morning," said Zari, pointing to the snake handlers. Bob clapped his hands in delight, much to everyone's amusement. He was the first to volunteer to lead the way. Both of us got down on our stomachs and squeezed our way into the cave, trying to spot the python. Surrounded by darkness, my initial excitement turned to regret. With hardly any room to move, the inevitable danger of encountering a menacing python made my heart race. Bob directed his torch beam down the narrow passage to reveal a massive python, coiled up tight, just two metres ahead. I felt a surge of cowardice wash over me as ferocious hisses echoed. We crawled out quickly into the sunlight again and sat up. 10 15

Moments later, Bob was squealing with joy as he experimented with his camera. I was about to suggest consulting the locals for help when Bob spotted one of the handlers making a noose out of thick rope. "We need to get **that** around its neck, then pull and drag it out!" suggested Bob as he impatiently pulled me up. I doubted it could work but kept it to myself. I fought to compose myself as I watched Bob behave like an eager child. As Bob skipped around playfully, I clenched my jaw, resisting the urge to yell. 20

More doubts started to creep in as I assessed the risks. I warned Bob about the dangers of getting entangled with the python within the cramped cave. Determined to prioritise our safety, I insisted that Bob and I wear thick, layered clothing to shield ourselves from potentially getting bitten. Despite these precautions, a nagging sense of worry lingered. Concerned about our well-being, I emphasised the python's strength and unpredictable nature, stating, "Do you really think you'll get a chance to noose it?" 25

Immediately, one of the snake handlers produced an extendable pole with a grabber tool at one end while the other tested the resistance of the knot. 30

"This will work. We've got to try, right?" Bob asked. He patted my shoulder, adding, "Don't worry, I understand how snakes react. **This knowledge** will come in handy for sure!" 35

I sighed in resignation as I knew Bob was not going to give up the prospect of photographing and getting close to the snake. Zari gave us some instructions on how to assist in capturing the snake. Suddenly, the air buzzed with anticipation. 40

Bob and I crawled into the cave together, wedged shoulder to shoulder. While I shone the torch down the tunnel, Bob slowly inched the pole over the top coil of the python and then yanked with all his strength. To our amazement, the entire bulk of the snake slid down the cave towards us without resistance! My mind grappled with confusion as I had anticipated a fierce struggle as Bob shuffled backwards and pulled. I watched in awe as Bob skilfully manoeuvred the noose over its head in the tight confines of the cave. Soon, the snake hissed madly as it tried to free itself. 45

"Quick! Pull the rope!" I roared as Bob appeared at the cave mouth. As he stepped back to drag the snake out, he slipped on a loose rock. The pole slipped from his grasp as he tumbled backwards. Within seconds, the python slithered back into the cave, leaving us speechless! 50

Adapted from "A Zoo in My Luggage" by Gerald Durrell



ROSYTH SCHOOL
PRELIMINARY EXAMINATION 2023
ENGLISH LANGUAGE
PAPER 2
PRIMARY 6

Name: _____

Class: Pr 6- _____

Register No. _____

Date: 21 August 2023

Parent's Signature: _____

TOTAL TIME FOR BOOKLETS A & B: 1 h 50 min

BOOKLET B

INSTRUCTIONS TO STUDENTS:

1. Do not turn over this page until you are told to do so.
2. Follow all the instructions carefully.
3. Answer all questions.
4. Use a dark blue or black ballpoint pen to write your answers in the space provided for each question.
5. Do not use correction liquid/tape or highlighters.

	Maximum	Marks Obtained
Booklet A	28	
Booklet B	67	
Total	95	

Component	Question Numbers	Marks Obtained
Grammar & Vocabulary	29 – 50 66 – 70	
Comprehension Cloze	51 – 65	
Comprehension Open-ended	71 – 80	

*** This booklet consists of 9 pages altogether (including cover page).**

This paper is not to be reproduced in part or whole without the permission of the Principal.

There are 10 blanks, numbered 29 to 38, in the passage below. From the list of words given, choose the most suitable word for each blank. Write its letter (A to Q) in the blank. The letters (I) and (O) have been omitted to avoid confusion during marking.

(10 marks)

EACH WORD CAN BE USED ONLY ONCE.

(A) also	(D) because	(G) in	(K) on	(N) then
(B) among	(E) by	(H) instead	(L) since	(P) to
(C) are	(F) has	(J) its	(M) than	(Q) up

Talk about making lemonade when life gives you lemons. Eagle-eyed shoppers at IKEA Singapore spotted misprinted cloth bags _____ sale at its online store, as well as its physical store at Alexandra Road. (29)

IKEA Singapore had misspelt its website address, printing "www.ikea.co.sg" on its cloth bag. Rather _____ disposing of the misprinted bags, IKEA decided to own _____ to its mistake and proceeded with selling the cloth bags at its retail outlets. (30) (31)

The furniture retailer came clean about _____ error through an explanation on the tag in addition to the words "These bags _____ limited edition and they will not be back!". Similarly, at IKEA's online store, the misprinted bags are _____ being sold, with the explanation given. (32) (33)

A photo posted _____ Facebook user Alicia Cho showed the bags on sale at the physical store. The bag had become popular _____ many young shoppers. This was largely due _____ the fact that the bag was sold at only \$1.90. (34) (35) (36) (37)

IKEA explained that it did not scrap the products. _____, IKEA hoped that customers can give a perfectly new bag "a second chance" and consider it for its eco-friendly reusable function. This move is in line with IKEA's motto to care for the planet and use resources carefully. (38)

Adapted from <https://cna.lifestyle.channelnewsasia.com/>

Each of the underlined words contains either a spelling or grammatical error. Write the correct word in each of the boxes. (12 marks)

My grandmother was famous in her little town for the baked goods which she
 (39)
 sold. That was a small bissness which her mother had left her. I loved visiting her
 (40)
 shop as there was always something intresting to look forward to.

(41)
 During one visit, she was making one of my favourite snack - chocolate cookies.
 (42) (43)
 I was exilerated and kept sneaking into her kitchen, hoping to steal a bite on the
 delicious cookies as soon as they were out of the oven.

Although Grandmother kept chasing me out of the kitchen, I successfully
 (44)
 managed to sneak in to steal one and bite into it. Much to my suprize, it was not what
 (45)
 I had expected. It was a brown coaster that looks just like a cookie! When Grandmother
 (46)
 saw it, she fell into a fit of laughter as she found it bizzare for me to chew on a coaster.
 (47)
 However, back then, I did not find it humour.

(48)
 Years later, Grandmother passed over. We went to her house to go through her
 (49) (50)
 belongings. I had all and forgotten the coaster incident until I found, in one paticuler
 box, the same coaster with a perfect little bite. Tears began to well up in my eyes.

Adapted from <https://www.quora.com/What-are-some-funny-stories-of-your-childhood>

Fill in each blank with a suitable word.

(15 marks)

Few performers have ever captured the public imagination like Harry Houdini. Houdini was one of the world's most popular entertainers in history.

Houdini grew up in an impoverished family. From an early age, he was forced to work to help make ends _____. As a young boy, he wanted to join a circus because he was drawn to performing. To gain popularity as _____ entertainer, Houdini began to _____ daring feats of escaping from ropes, chains and handcuffs. Soon, he started to escape from various locked containers ranging from coffins _____ prison cells. This earned him an international reputation as his performances _____ typically watched by thousands of people.

In one of his performances, he was chained and placed in a _____ that was locked, roped and weighted. The box was submerged from a boat. Houdini then surfaced after freeing _____ underwater. In another performance, he was suspended in mid-air with his hands tied, about 23 metres _____ ground. After a few minutes, he escaped skillfully. His _____ gasped in awe when they watched his performance. Houdini's amazing escape abilities _____ not only on his great physical strength and agility but also on his extraordinary skill at manipulating locks.

After almost three decades of public performances, Houdini eventually found another new and powerful way to _____ out to people through movies. He made his first _____ in 1918. Although his movie did not feature live magic, Houdini became one of Hollywood's first action heroes and his movie delighted audiences _____ the world.

In 1926, he _____ seriously ill and he died. Many people turned up to pay _____ last respects to Houdini. The world knew it had lost one of the most original and beloved entertainers of all time.

Adapted from <https://www.pbs.org/wgbh/americanexperience/features/houdini-biograp>

For each of the questions 66 to 70, rewrite the given sentence(s), using the word(s) provided. Your answer must be in **one** sentence. The meaning of your sentence must be the same as the meaning of the given sentence(s). (10 marks)

66. Megan and the twins do not know when Mrs Lam is picking them up.

Neither _____

67. Jack confessed to Mr Low, "I am the one who broke the glasses."

Jack confessed to Mr Low that _____

68. You must remove the electrical cables. Your toddler may be tempted to pull them.

_____ unless

69. I tried hard but I could not pry open the lid of the tin.

No matter _____

70. Sally stared at the letter. She could not believe it.

_____ in

Read the passage on page 12 of Booklet A and answer questions 71 to 80. (20 marks)

71. Pick out a four-word phrase from the first paragraph that tells us that the narrator was in for an unforgettable experience. [1m]

--

72. Explain clearly why the narrator said that there was “inevitable danger” (line 11) as they entered the cave. [2m]

73. Which **two** of the following words best describe Bob’s character in lines 7 to 15? Put a tick (✓) in the box beside each of your answers. [2m]
DO NOT TICK MORE THAN TWO BOXES.

cautious	<input type="checkbox"/>		comical	<input type="checkbox"/>
curious	<input type="checkbox"/>		fearless	<input type="checkbox"/>
indifferent	<input type="checkbox"/>		timid ✕	<input type="checkbox"/>

74. From paragraph 3, the narrator compares Bob to ‘an eager child’ (line 20). What actions led the narrator to think so? [2m]

Action 1	
Action 2	

75. Look at the table below. What do the words in the left column refer to in the passage? Write your answers in the column on the right. [3m]

Word(s) from the passage	What the word(s) refer(s) to
a) They (line 7)	
b) that (line 18)	
c) This knowledge (line 31)	

76. Write 1, 2 and 3 in the blanks below to indicate the order in which the events occurred in the story. [1m]

_____ Bob slipped and lost his grasp of the pole. [Line 44]

_____ Bob succeeded in putting a noose over the python's head.[Line 38 ~ 39]

_____ Bob was excited to explore the cave. [Line 8 ~ 9]

77. Based on the story, state whether each statement in the table below is true or false, then give one reason why you think so. [3m]

	<u>True / False</u>	<u>Reason</u>
a) The narrator visited the cave alone with Bob.		
b) The narrator and Bob could get into the cave easily.		
c) The python resisted being caught after the noose was put over its head.		

78. Based on the information from lines 22 to 27, fill in the blanks in the following table. [2m]

How the narrator felt	Why the narrator felt this way	What the narrator did as a result
	The narrator studied the risks.	The narrator warned Bob about the dangers of getting entangled with the python.
determined	The narrator wanted to prioritise their safety.	

79. Explain why the narrator thought that Bob would not be able to noose the python. [2m]

80. (a) Circle one word that best describes how the narrator first felt when the bulk of the snake slid down the cave in lines 37 to 38.
DO NOT CIRCLE MORE THAN ONE WORD. [1m]

astonished / dismayed / confused / frightened

- (b) Why did the narrator feel this way? [1m]

End of Booklet B

SCHOOL : Rosyth SCHOOL
LEVEL : PRIMARY 6
SUBJECT : ENGLISH
TERM : 2023 P6 Prelims

Booklet A

Q 1	Q2	Q3	Q4	Q5	Q6	Q7	Q8	Q9	Q10
1	1	1	3	2	4	1	2	4	3
Q 11	Q12	Q13	Q14	Q15	Q16	Q17	Q18	Q19	Q20
3	4	1	2	2	3	4	3	2	1
Q 21	Q22	Q23	Q24	Q25	Q26	Q27	Q28		
2	1	2	4	4	3	4	1		

Q29)	K	Q34)	A		
Q30)	M	Q35)	E		
Q31)	Q	Q36)	B		
Q32)	J	Q37)	P		
Q33)	C	Q38)	H		
Q39)	Business	Q44)	Surprise	Q49)	But
Q40)	Interesting	Q45)	Looked	Q50)	Particular
Q41)	Snacks	Q46)	Bizarre		
Q42)	Exhilarated	Q47)	Humorous		
Q43)	Of	Q48)	On		

Q51)	Meet	Q56)	Box	Q61)	Reach
Q52)	An	Q57)	Himself	Q62)	Movie
Q53)	Perform	Q58)	Above	Q63)	Around
Q54)	To	Q59)	Audience	Q64)	Fell
Q55)	were	Q60)	depended	Q65)	their

Q66)	Megan nor the twins know when Mrs Lam is picking them up
Q67)	He was the one who had broken the glasses
Q68)	Your toddler maybe tempted to pull the electrical cables unless you remove them
Q69)	How hard I tried, I could not pry open the lid of the tin
Q70)	Sally stared at the letter in disbelief
Q71)	Adventure of a lifetime
Q72)	The cave was small with hardly any room to move, so Bob and the narrator could have gotten entangled with the python or bitten by it
Q73)	Curious and Fearless
Q74)	Action 1: Bob skipped around playfully Action 2: Bob squealed with joy
Q75)	<ul style="list-style-type: none"> a) The two snake handlers b) The noose that one of the snake handlers was making out of a thick rope c) Bob's understanding of how snakes reacted
Q76)	<p>3</p> <p>2</p> <p>1</p>
Q77)	<ul style="list-style-type: none"> a) False: The narrator and Bob were accompanied by Zari and two snake handlers b) False: The narrator and Bob had to squeeze into the cave and had hardly any room to move c) True: The python hissed madly as it tried to free itself
Q78	<p>How the narrator felt: Doubtful</p> <p>What the narrator did as a result: Insisted that Bob and the narrator wore thick layered clothing to shield themselves from potentially getting bitten by the snake.</p>
Q79)	The python was strong and had an unpredictable nature
Q80)	<ul style="list-style-type: none"> a) Astonished b) He felt this way because the snake did not resist.