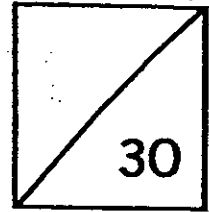


ROSYTH SCHOOL
P1 HOLISTIC ASSESSMENT 2013, TERM 2
ENGLISH LANGUAGE
MINI TEST



Name: _____ ()

Date: 16 May 2013

Class: P1 _____ Parent's signature: _____

Section A: Vocabulary (13 x 1 mark)

Read each question carefully. Choose the correct answer and write its number (1, 2 or 3) in the bracket provided. (5 x 1 mark)

1. The angry snake _____ loudly.


- (1) roars
- (2) snaps
- (3) hisses



()

2. Mother always adds some _____ to my lemon drink to make it sweet.

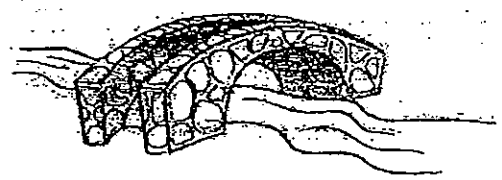
- (1) ice
- (2) honey
- (3) butter



()

3. Don't let your feet get wet. Use the bridge to cross the _____.


- (1) river
- (2) jungle
- (3) mountain



()

4. Elephants use their _____ to carry logs.


- (1) claws
- (2) trunks
- (3) whiskers



()

5. The dog _____ over the low fence.

- (1) leaps
- (2) wades
- (3) creeps




()

For each question, fill in each blank with the correct word from the box below. Use each word ONCE only. (4 × 1 mark)

angry	cake	train	candles
	helicopter	excited	

Last Sunday was my seventh birthday. Mother bought me a birthday (6)_____. After we sang the birthday song, I blew out the (7)_____. Father took a big box out from the room. I knew it was my birthday present. It was a toy (8)_____! I was so (9)_____ that I jumped up and down. I shouted, "Thank you, Daddy! Can I fly it now?"




For each question, fill in each blank with the correct word from the box below. Use each word ONCE only. (4 x 1 mark)

chattering	tail	teeth	slithering
	mane	swinging	

Last week, my friends and I went to the zoo. There, we saw a monkey (10)_____ from tree to tree. It had a long (11)_____. Next, we saw a snake (12)_____ around in its enclosure. Our favourite animal at the zoo was the lion. The lion showed off its sharp (13)_____.

We were tired at the end of the day and went home happily.



Section B: Grammar (12 x 1 mark)

Read each question carefully. Choose the correct answer and write its number (1, 2 or 3) in the bracket provided. (5 x 1 mark)

14. Betty is my best friend. _____ like to play together.

- (1) We
- (2) She
- (3) They



()

15. That teddy bear belongs to _____. Daddy bought it last year for my birthday.

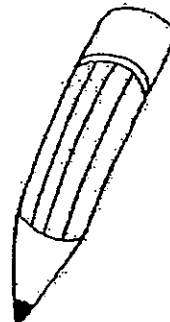
- (1) it
- (2) me
- (3) him



()

16. My favourite pencil has _____ eraser on top of it.

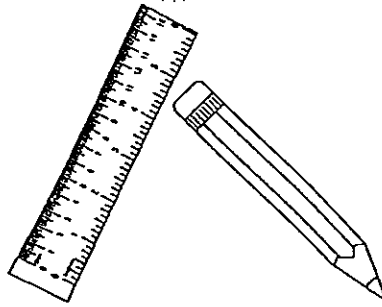
- (1) a
- (2) an
- (3) the



()

17. Take the ruler _____ pencil. You can take only one.


- (1) so
- (2) or
- (3) and



()

18. Siti _____ going to the library after school.

- (1) is
- (2) am
- (3) are



()

For each question, fill in each blank with the correct word from the box below. Use each word ONCE only. (4 x 1 mark)

into	under	in	at
------	-------	----	----

Mrs Wishy-Washy lived on a farm with a pig. She cleaned it
(19) _____ the tub every day.

One day, the pig rolled in the mud. Mrs Wishy-Washy screamed
(20) _____ the pig. The pig was so frightened that it
went to hide (21) _____ the bed. Mrs Wishy-Washy had
to pull it (22) _____ the tub to scrub it clean.

Mrs Wishy-Washy was happy again.



For each question, fill in each blank with the correct punctuation from the box below. Use each punctuation ONCE only. (3 x 1 mark)

,	.	!	?
---	---	---	---

Once upon a time, there lived a hungry giant.

"I'm hungry (23) " shouted the giant and he went to look for food.

"What should I eat (24) " asked the giant.

He got some honey from a beehive and went home. The giant ate the honey with some bread (25) butter and milk. After eating the yummy food, the giant was happy.




Section C: Graphic Stimulus (5 x 1 mark)

Study the recipe carefully and answer the questions. Choose the correct answer and write its number (1, 2 or 3) in the bracket provided.

How To Make Banana Pancakes

Ingredients:

- 2 cups of pancake flour
- 2 eggs
- 1 cup of milk
- 2 large bananas
- some maple syrup



Steps:

1. Add the cup of milk to the pancake flour.
2. Mix them well.
3. Add the eggs to the mixture.
4. Mix them well.
5. Pour half a cup of the mixture into a heated pan.
6. Serve the pancake when it turns golden brown on a plate.
7. Put a few slices of banana on top of the pancake to decorate it.
8. Add maple syrup to the pancake to make it sweet.

26. Which of the following is not an ingredient used to make banana pancakes?

_____ is not an ingredient used to make banana pancakes.

- (1) Egg
- (2) Flour
- (3) Sugar

()

27. What is/are added to the pancake flour first?

_____ is/are added to the pancake flour first.

- (1) Milk
- (2) Eggs
- (3) Banana slices

()

28. What do you use to cook the pancake?

We use a _____ to cook the pancake.

- (1) cup
- (2) pan
- (3) plate

()

29. What are the banana slices for?

The banana slices are used to _____ the pancake.

- (1) mix
- (2) serve
- (3) decorate

()

30. What is the maple syrup used for?

The maple syrup is used to make the _____ sweet.

- (1) banana
- (2) pancake
- (3) mixture

()

☺Please check your work carefully.☺

-End of paper-



ANSWER SHEET

EXAM PAPER 2013

SCHOOL : ROSYTH SCHOOL

SUBJECT : PRIMARY 1 ENGLISH

TERM : TEST 2

TEST 2 ENGLISH

Q1	Q2	Q3	Q4	Q5
3	2	1	2	1

Q6 cake

Q7 candles

Q8 helicopter

Q9 excited

Q10 swinging

Q11 tail

Q12 slithering

Q13 teeth

Q14	Q15	Q16	Q17	Q18
1	2	2	2	1

Q19 in

Q20 at

Q21 under

Q22 into

Q23 !

Q24 ?

Q25 ,

Q26	Q27	Q28	Q29	Q30
3	1	2	3	2